

# UH Community Colleges Gatekeeper Courses

*Success is what counts.*

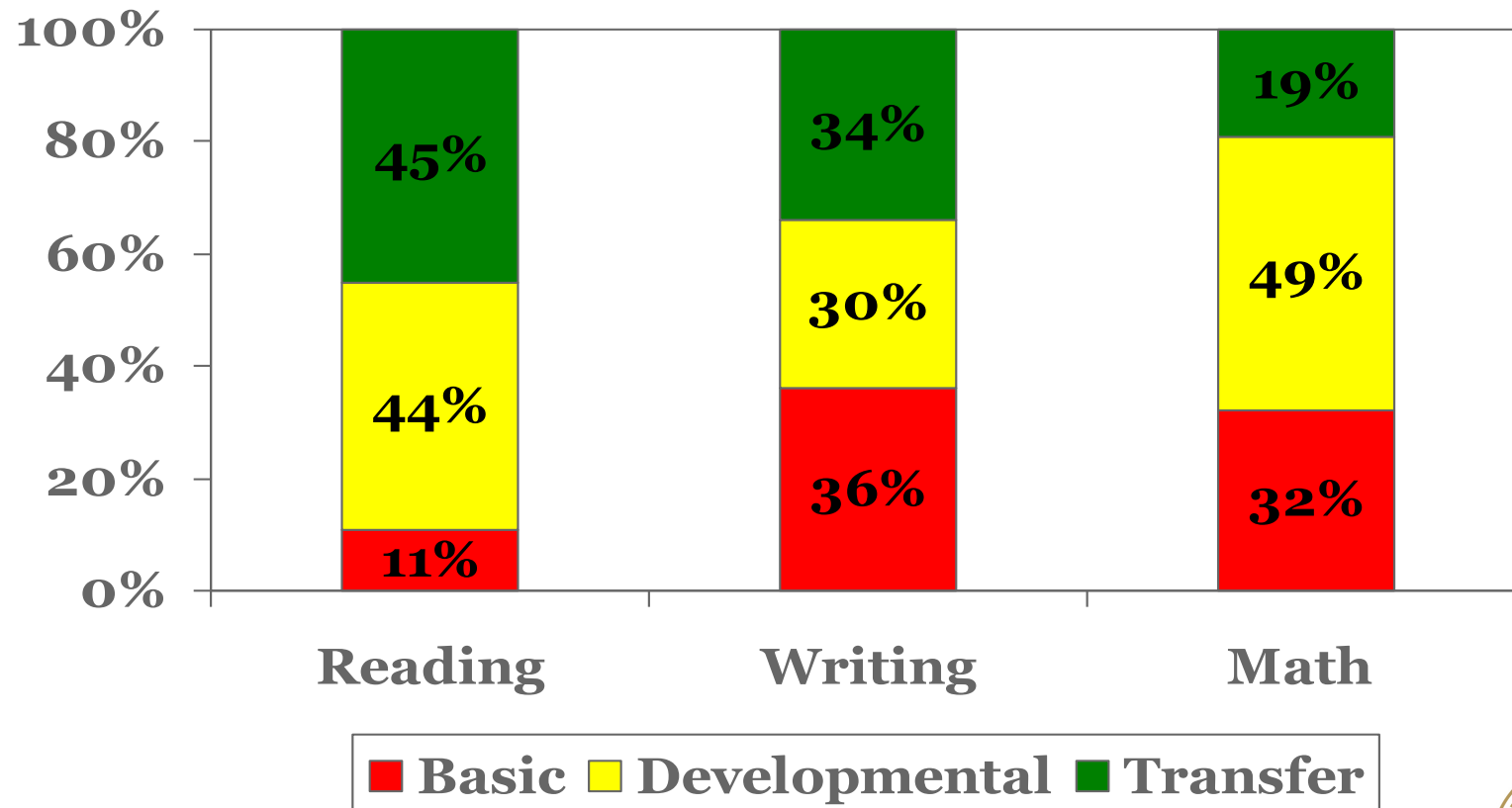
Additional Gatekeeper Courses

Fall 2011 - Spring 2012



*Success is what counts.*

# UH Community Colleges' Recent (2011) DOE Graduates Placement



*Success is what counts.*

# Gatekeeper Courses:

In addition to many other data points, AtD asks colleges to look at courses with high annual enrollment rates and a high rate of students not succeeding. These are called “gatekeeper courses” as they are often pre-requisites to other courses and tend to block a student from continuing towards a degree or certificate.

The Chief Academic Officers at each college have defined gatekeepers as courses that have enrolled more than one half of one percent of a college’s unduplicated annual headcount and less than 70% of the registered students receive a C or higher (or equivalent grade).



# Gatekeeper courses are plentiful – high enrollment/low success ( $<70\%$ C or higher) 2011-2012

- 50 Hawai 'i CC
- 55 Honolulu CC
- 51 Kapi 'olani CC
- 47 Kaua 'i CC
- 38 Leeward CC
- 48 UH Maui C
- 56 Windward CC
- 345 UHCC



*Success is what counts.*

# and frequently in core subjects

- English 100 (7/7)
- English 22 (7/7)
- English 21 (5/7)
- Math 22/24/25/26/81/83 (7/7)
- Math 100 (4/7)
- Math 103 (6/6)
- Math 135 (4/7)
- Math 140 (4/7)
- Math 205 (4/6)

**8% courses taught are  
English or math**

**28% of gatekeepers are  
English or math**

**2011-2012**



*Success is what counts.*

# Other frequent gatekeepers

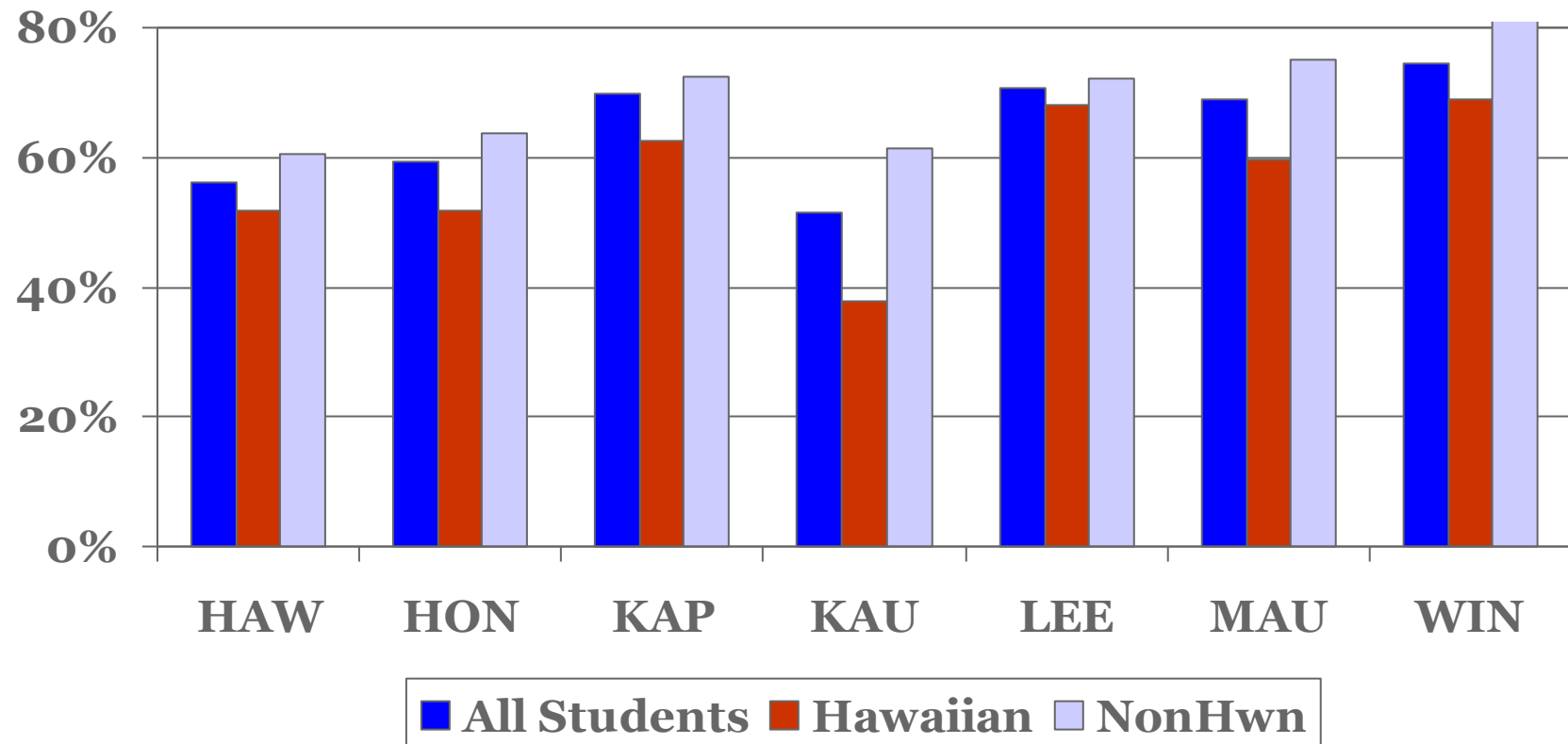
- ACC 201 (6/7)
- JPNS 101 (5/7)
- MICRO 130 (5/7)
- HIST 152 (4/7)
- PHIL 110 (4/7)
- SOC 100 (4/7)
- HAW 101 (4/7)
- ANTH 200 (4/7)
- PHIL 100 (4/7)
- PSY 100 (4/7)

**2011-2012**



*Success is what counts.*

# Success varies in English 21

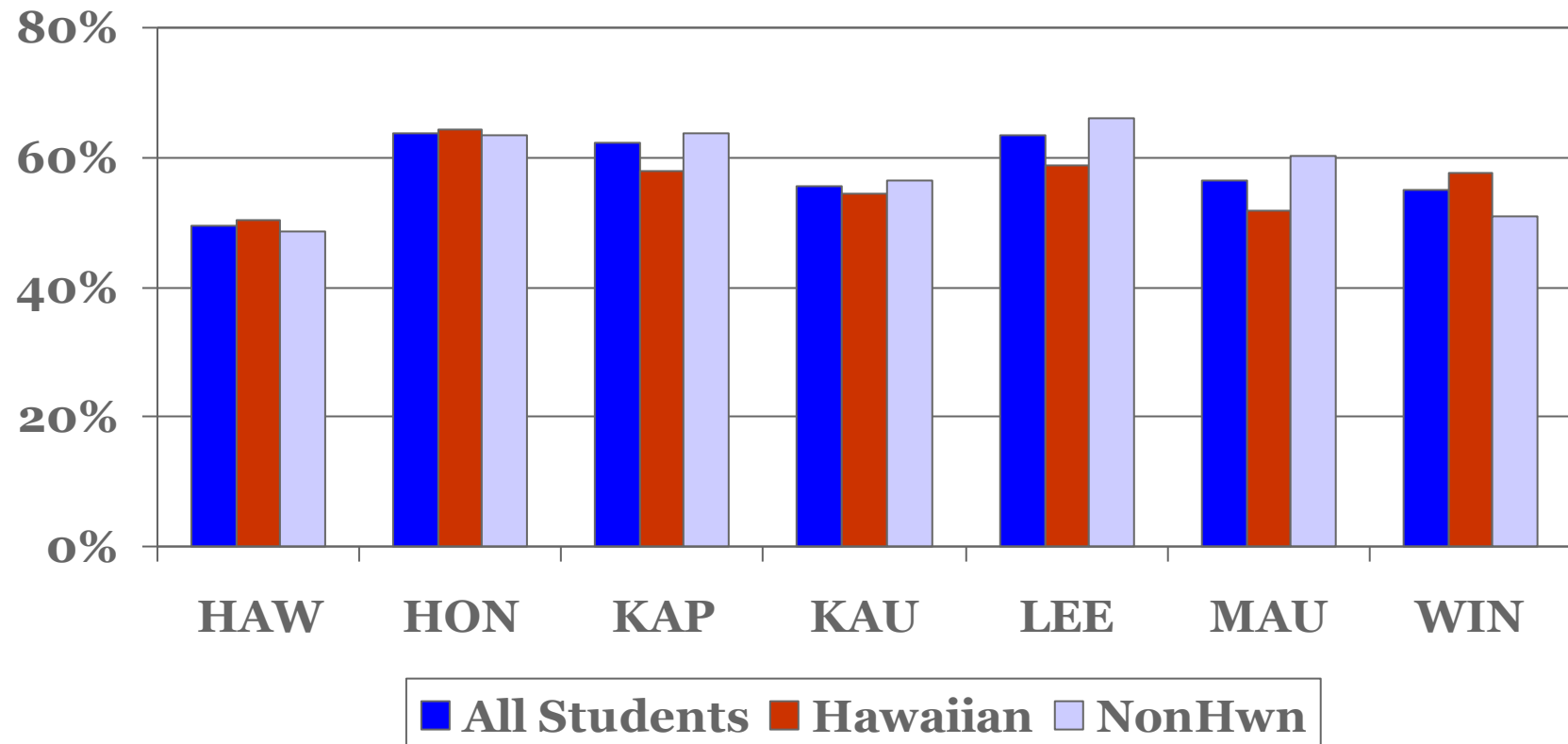


**2011-2012**



*Success is what counts.*

# Success varies in English 22



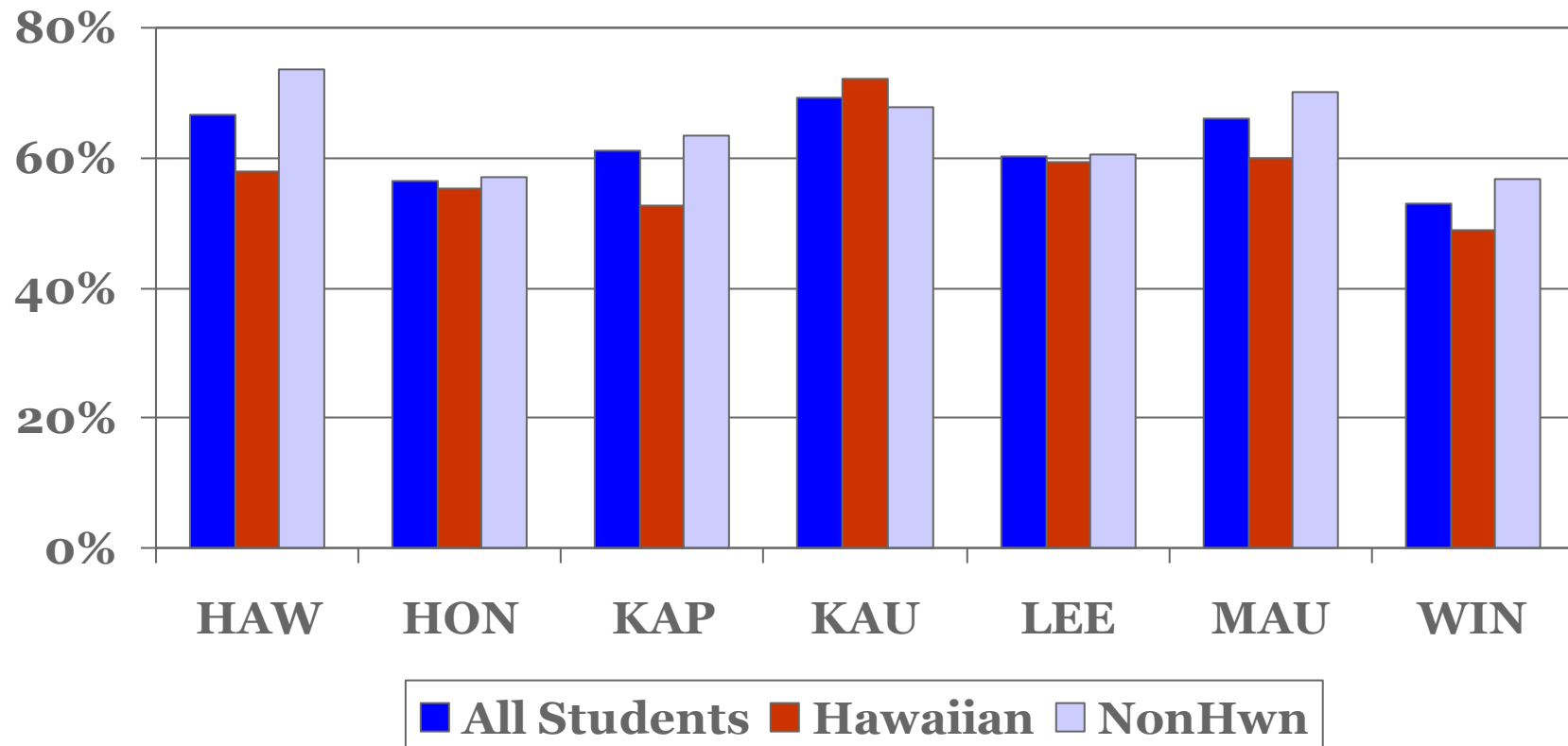
**2011-2012**



*Success is what counts.*



# Success varies in English 100

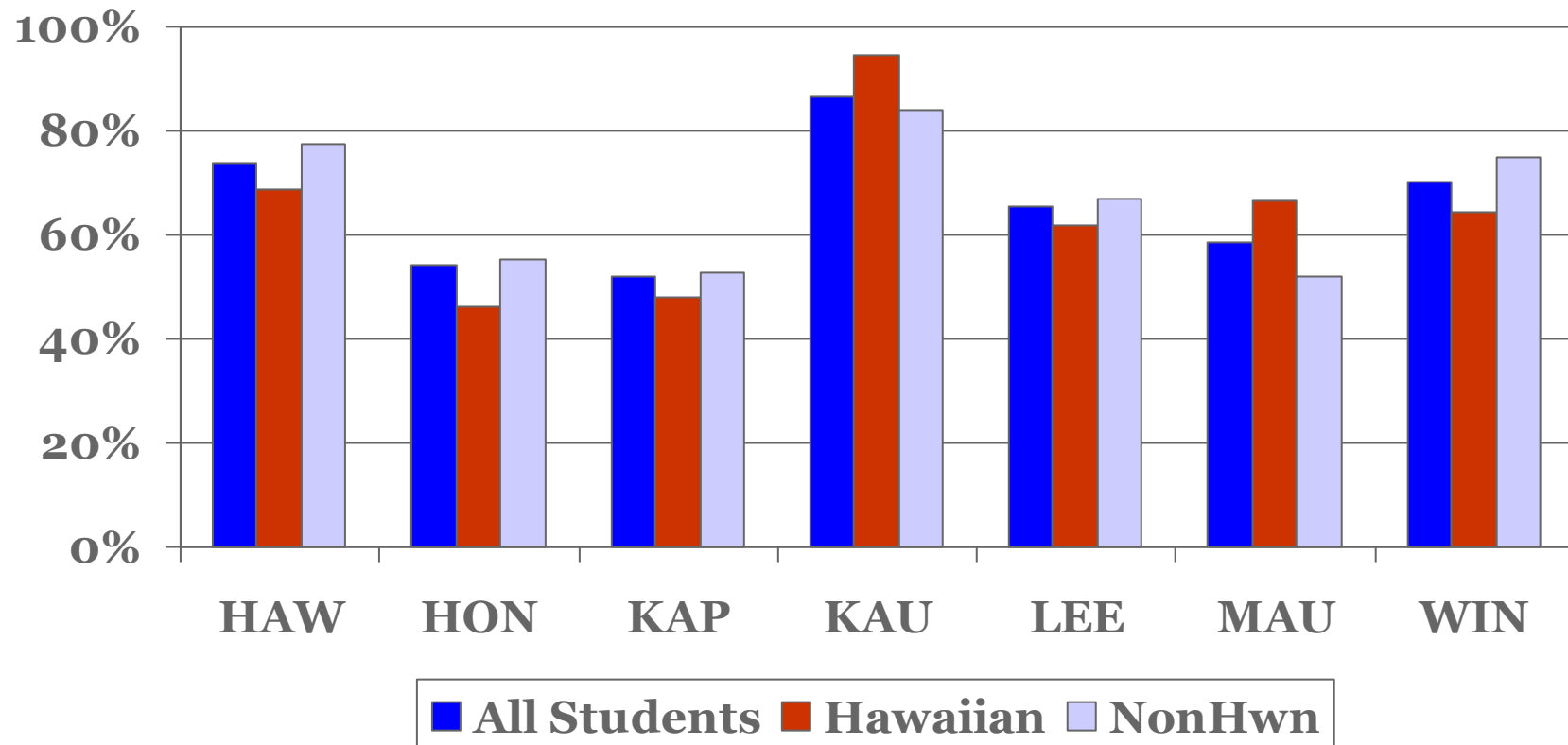


**2011-2012**



*Success is what counts.*

# Success varies in Math 100

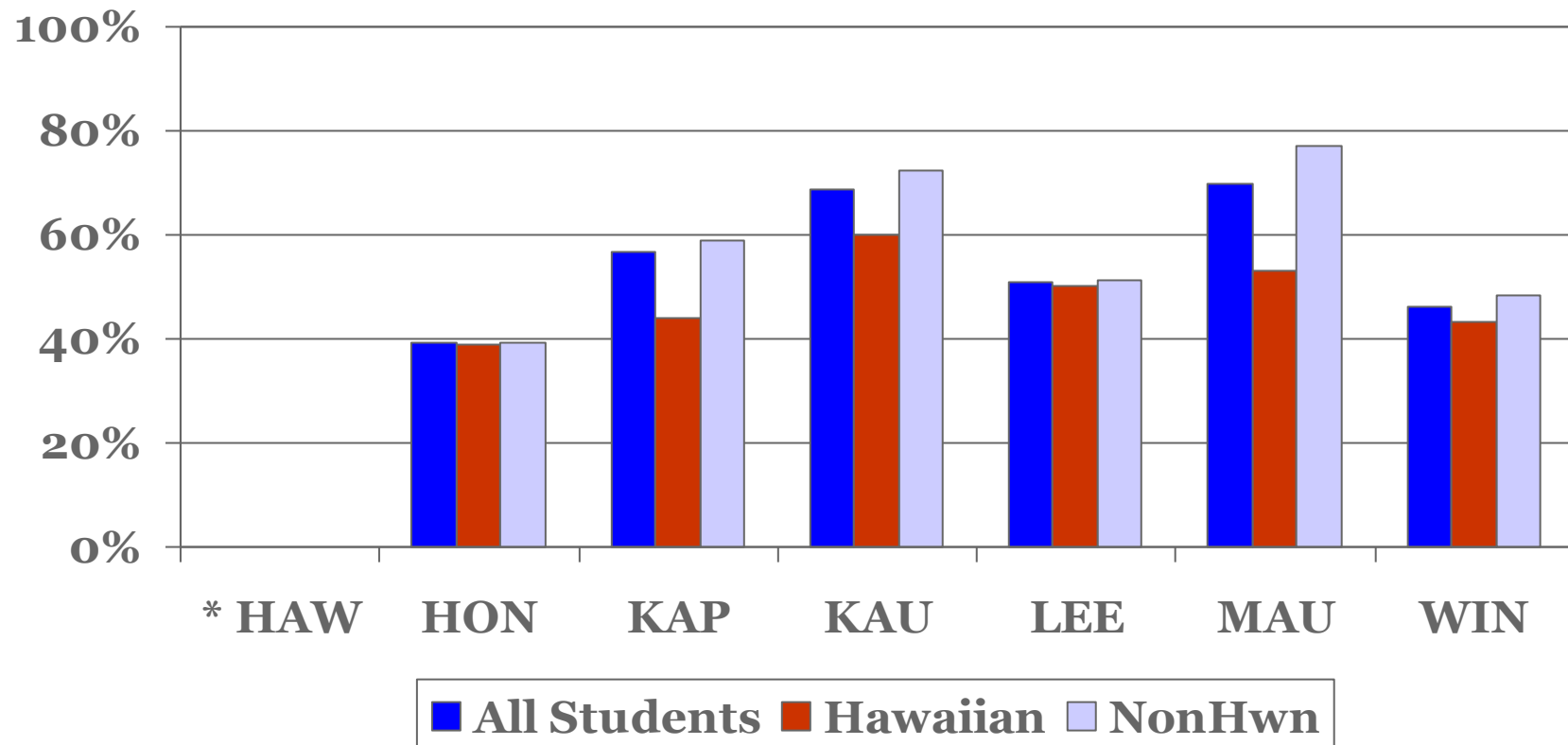


**2011 - 2012**



*Success is what counts.*

# and Success varies in Math 103



**2011 - 2012**

\* Math 103 not taught at HAW 2011 - 2012



*Success is what counts.*

# Begin college data



*Success is what counts.*

# Hawai 'i Gatekeepers highest enrollments

Course	% Students Succeeding (C or higher)	% of headcount (approximate # )
ENG 100	67%	10% (738)
ENG 102	69%	8%
ENG 21	56%	8%
ENG 22	50%	7%
HIST 152	68%	6%
MATH 22	62%	6%
MATH 1D	53%	4%
MATH 1C	61%	4%
MATH 1B	63%	4%
ART 101	63%	4%

Courses that enroll more than one half of one percent of 2011-2012 unduplicated headcount and <70% are successful.  
(Total Gatekeeper courses = 50)



*Success is what counts.*

# Hawai 'i Gatekeepers Lowest Success

Course	% Students Succeeding (C or higher)	% of headcount
WS 151	35%	0.62%
ENG 18	42%	0.58%
HIST 241	44%	0.72%
SCI 51	49%	0.66%
ENG 22	50%	6.82%
ACC 201	51%	1.29%
MATH 1D	53%	4.26%
ACC 20	54%	2.08%
FIRE 157	54%	0.52%
ENG 20R	54%	1.17%

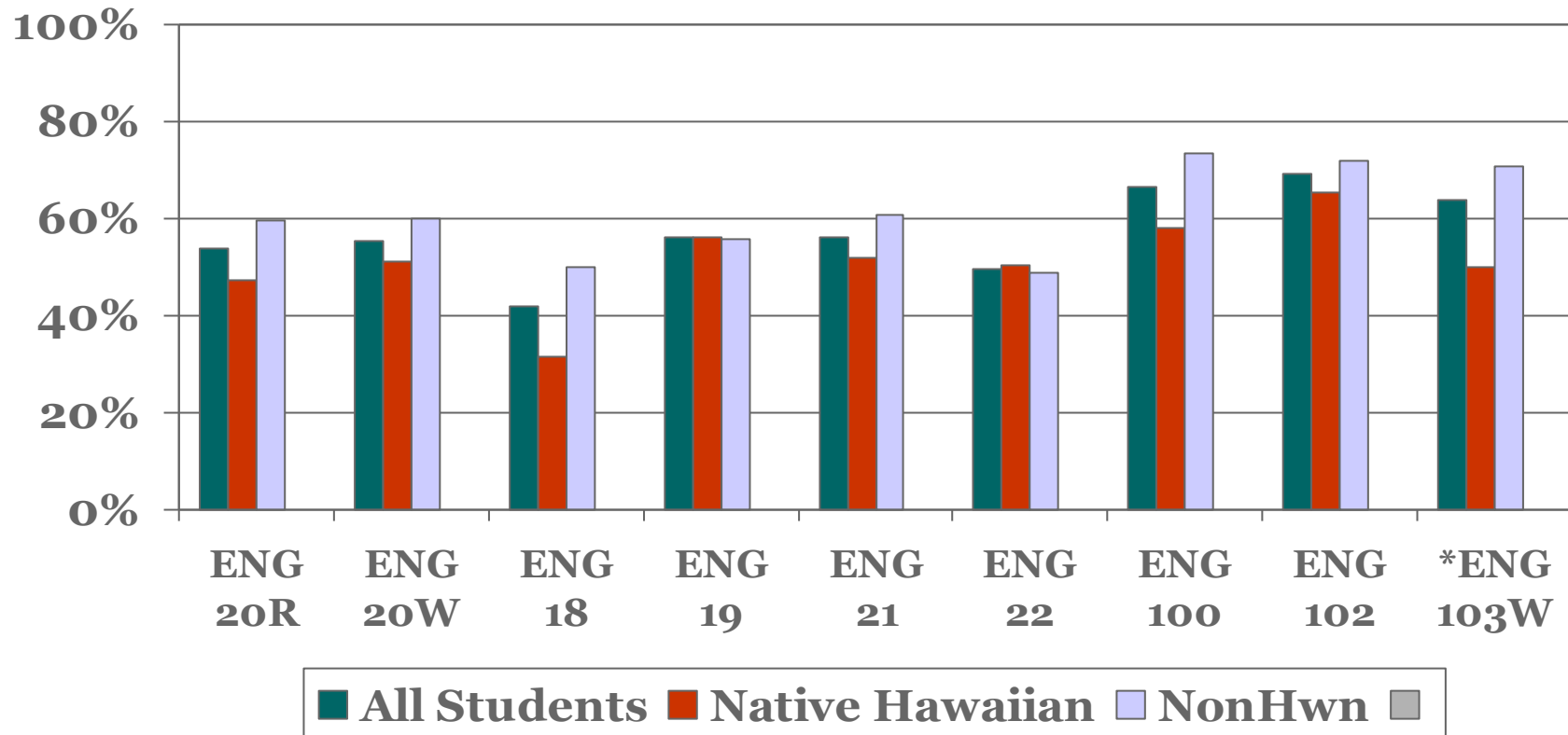
Courses that enroll more than one half of one percent of 2011-2012 unduplicated headcount and <70% are successful.

(Total Gatekeeper courses = 50)



*Success is what counts.*

# Hawai 'i CC English Gatekeepers



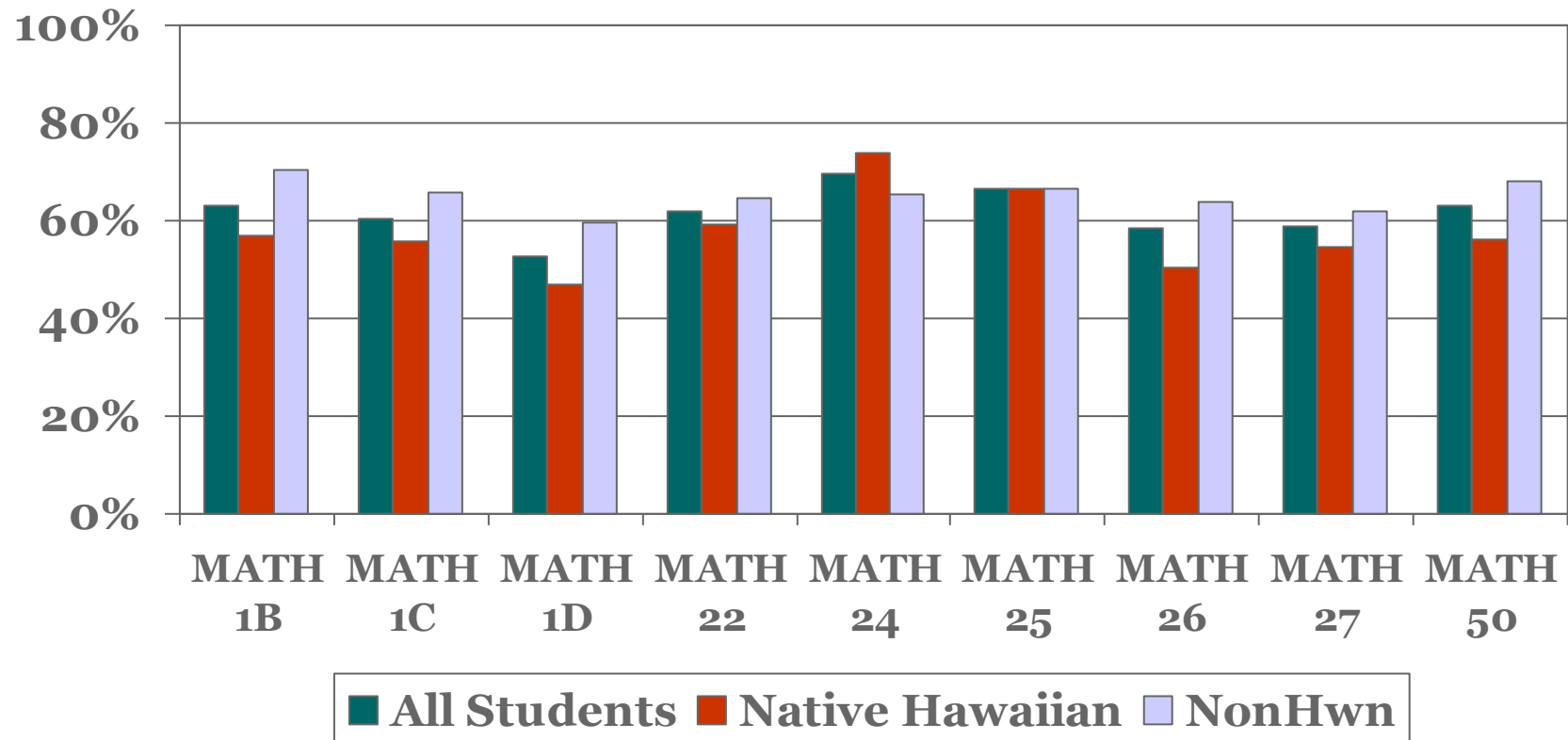
Courses that enroll more than one half of one percent of 2011 – 2012 unduplicated headcount and < 70% are successful.

\* <70% Successful



*Success is what counts.*

# Hawai 'i CC Math Gatekeepers



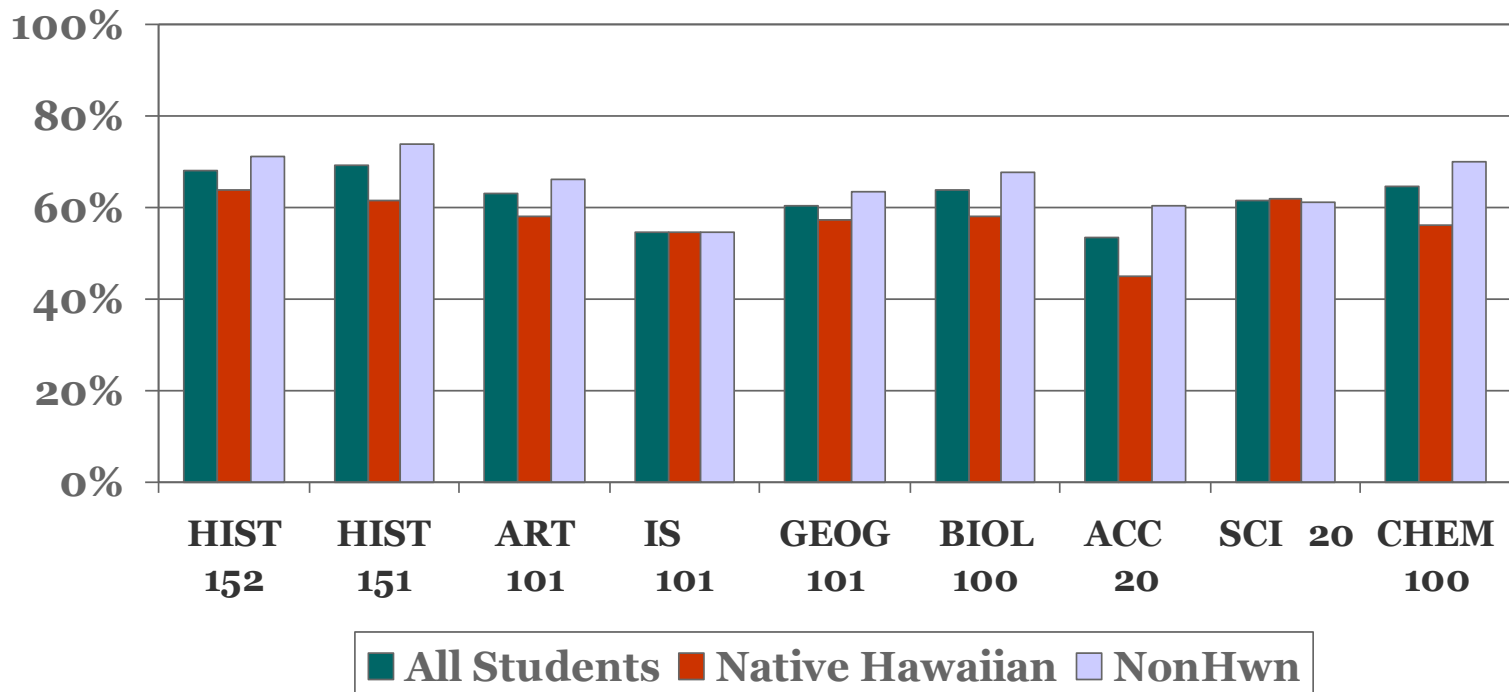
Courses that enroll more than one half of one percent of 2011 – 2012 unduplicated headcount and < 70% are successful.



*Success is what counts.*



# Hawai 'i CC Other Gatekeepers



Courses that enroll more than one half of one percent of 2011-2012 unduplicated headcount and <70% are successful.



*Success is what counts.*

# Begin college data



*Success is what counts.*

# Honolulu Gatekeepers Highest Enrollment

Course	% Students Succeeding (C or higher)	% of headcount (approximate # )
ENG 100	57%	10% (879)
MATH 24	51%	6%
HIST 151	63%	5%
MATH 25	47%	5%
MATH 9	56%	5%
ENG 22	64%	5%
MATH 103	39%	4%
PSY 100	52%	4%
HIST 152	66%	3%
SOC 100	64%	3%
ENG 21	59%	3%
PHIL 110	58%	3%

Courses that enroll more than one half of one percent of 2011-2012 unduplicated headcount and <70% are successful.

(Total Gatekeeper courses = 55)



*Success is what counts.*

# Honolulu Gatekeepers Lowest Success

Course	% Students Succeeding (C or higher)	% of headcount
ANTH 135	36%	0.85%
MATH 103	39%	4.28%
AEC 118	41%	0.79%
MATH 25	47%	5.17%
JPNS 30	49%	0.53%
ECON 131	51%	0.64%
MICR 130	51%	1.08%
SPAN 101	52%	0.98%
PSY 100	52%	3.55%
ZOOL 141	53%	0.53%
MATH 135	54%	1.51%

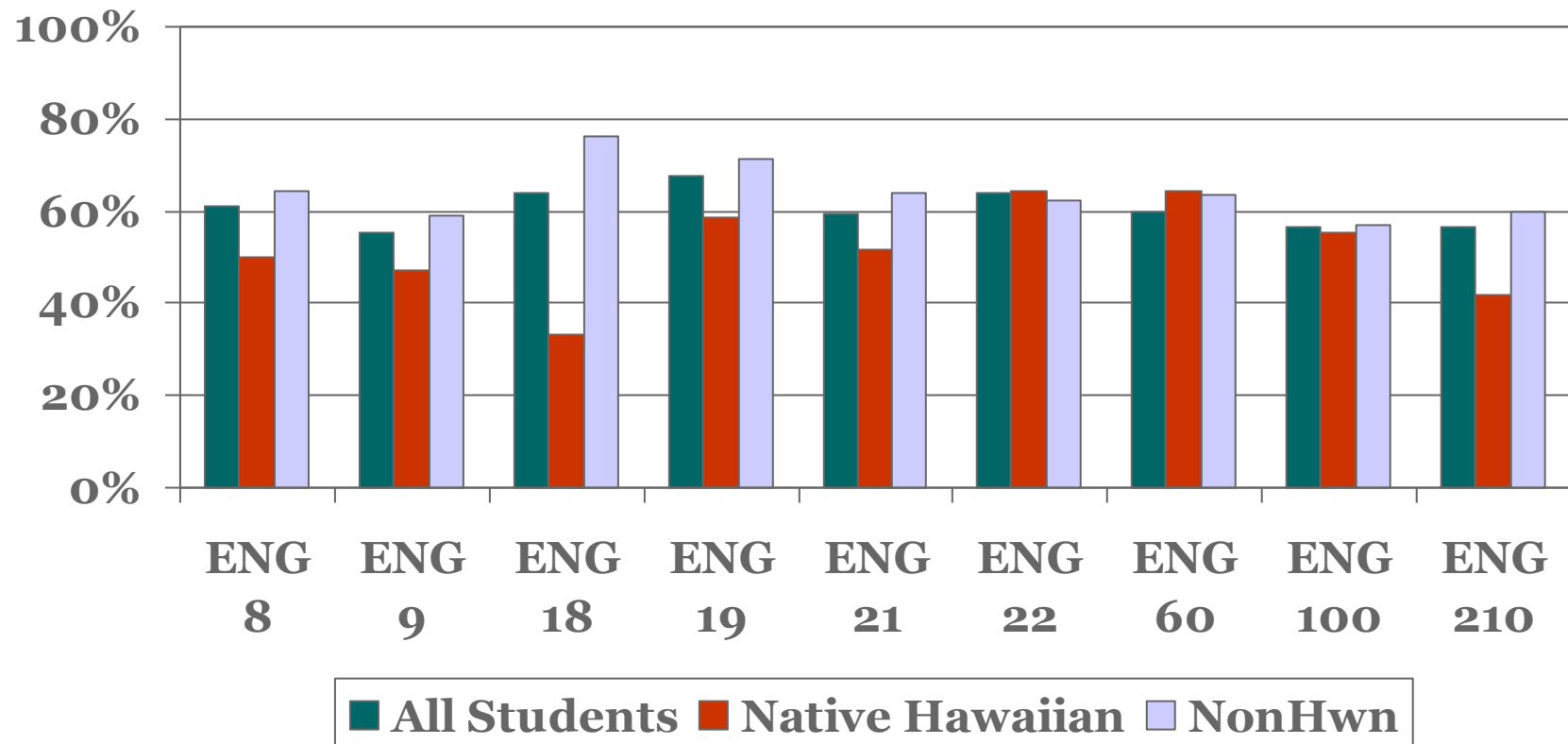
Courses that enroll more than one half of one percent of 2011-2012 headcount and <70% are successful.

(Total Gatekeeper courses = 55)



*Success is what counts.*

# Honolulu CC English Gatekeepers

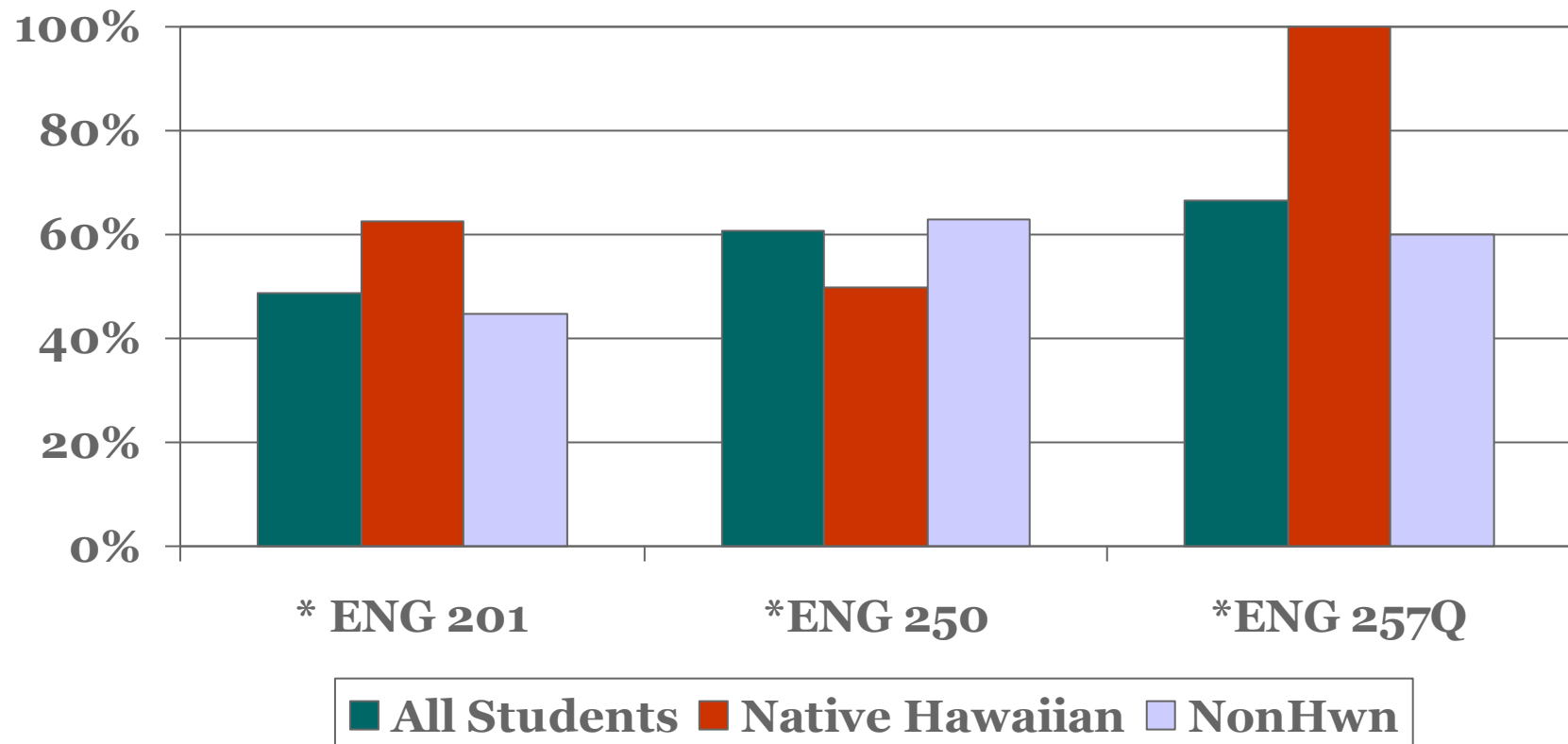


Courses that enroll more than one half of one percent of 2011-2012 unduplicated headcount and <70% are successful.



*Success is what counts.*

# Honolulu CC English <70% Success

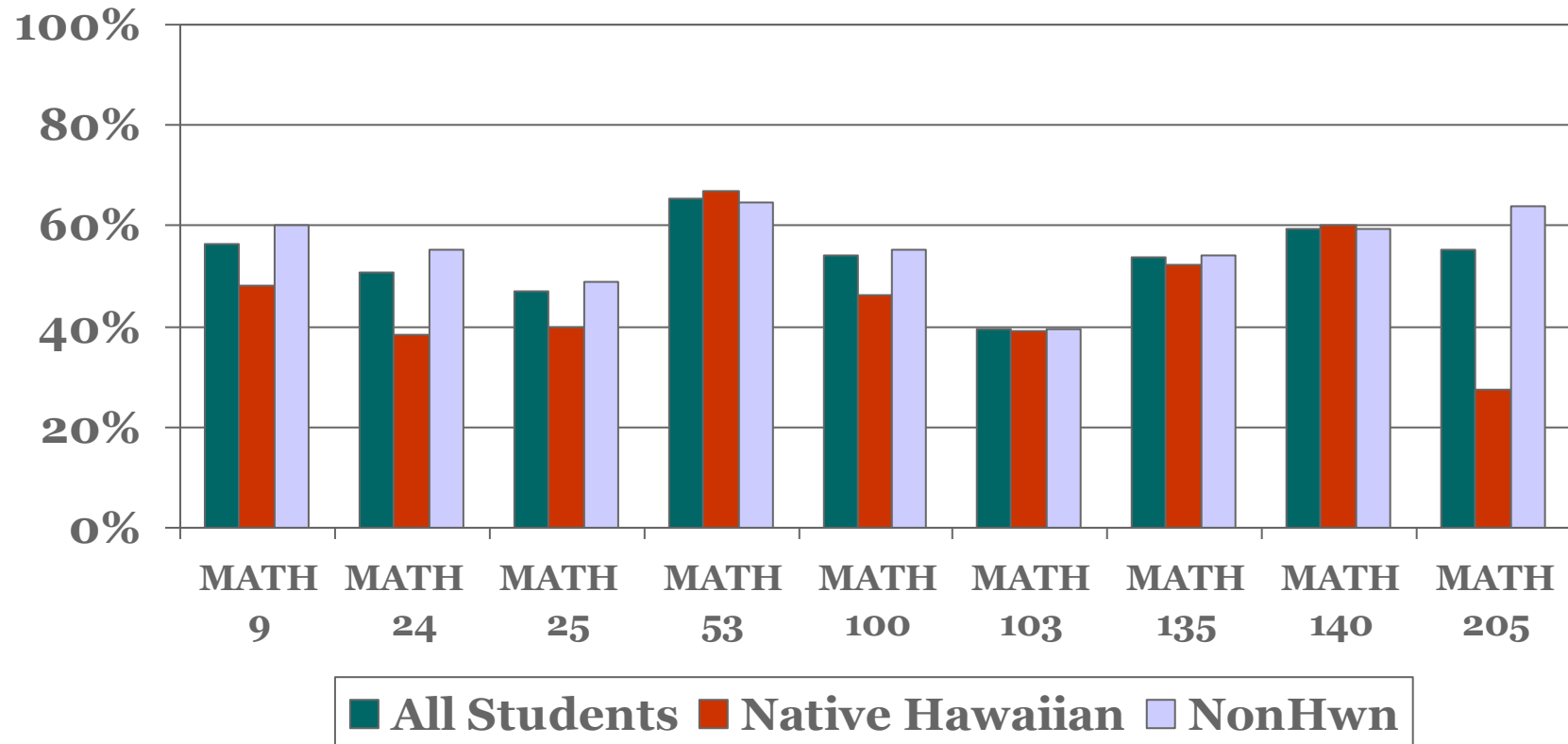


\* Courses that enroll less than one half of one percent of 2011-2012 unduplicated headcount and <70% are successful.



*Success is what counts.*

# Honolulu CC Math Gatekeepers

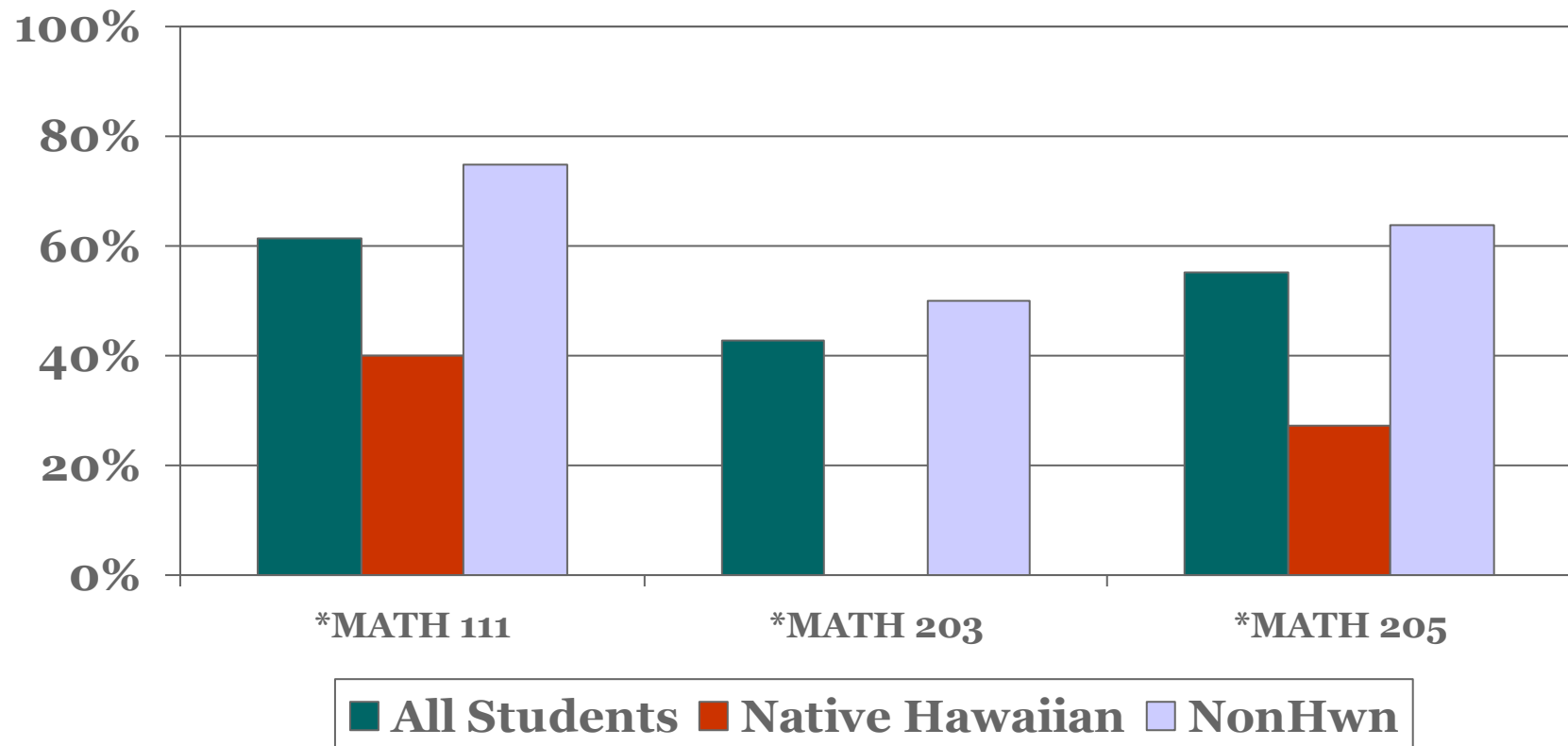


Courses that enroll more than one half of one percent of 2011-2012 unduplicated headcount and < 70% are successful.



*Success is what counts.*

# Honolulu CC Math <70% Success



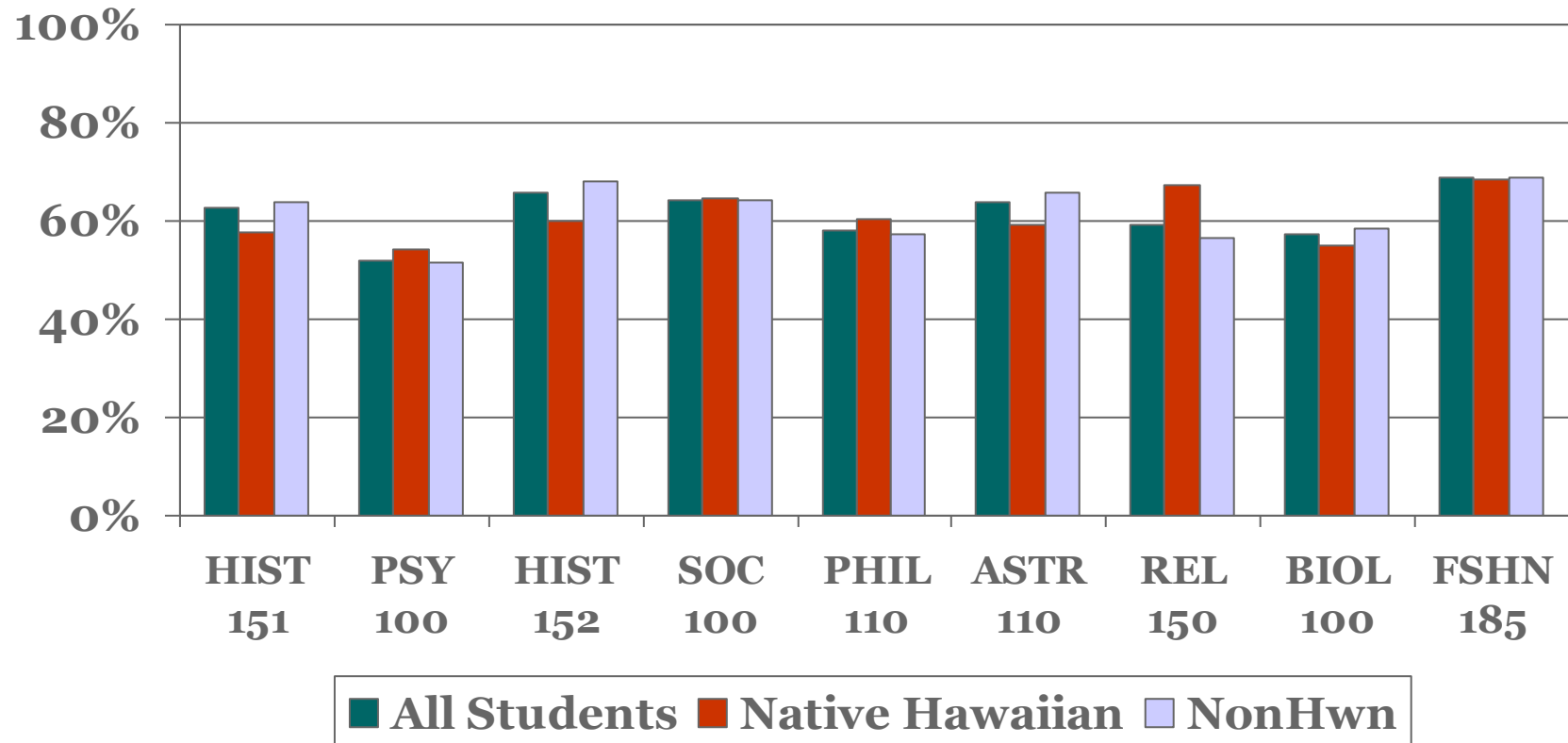
\* Courses that enroll less than one half of one percent of 2011-2012 unduplicated headcount and < 70% are successful.



*Success is what counts.*



# Honolulu CC Other Gatekeepers



Courses that enroll more than one half of one percent of 2011-2012 unduplicated headcount and < 70% are successful.



*Success is what counts.*

# Begin college data



*Success is what counts.*

# Kapi 'olani Gatekeepers Highest Enrollment

Course	% Students Succeeding (C or higher)	% of headcount (approx # )
ENG 100	61%	11% (1,960)
ZOOL 141	61%	6%
HIST 151	60%	6%
MATH 25	52%	5%
FAMR 230	63%	5%
ENG 22	62%	5%
MATH 103	57%	4%
MATH 24	54%	4%
FSHE 185	69%	4%
HIST 152	61%	4%

Courses that enroll more than one half of one percent of 2011 – 2012 unduplicated headcount and < 70% are successful  
(Total Gatekeeper courses = 51)



*Success is what counts.*

# Kapi 'olani Gatekeepers Lowest Success

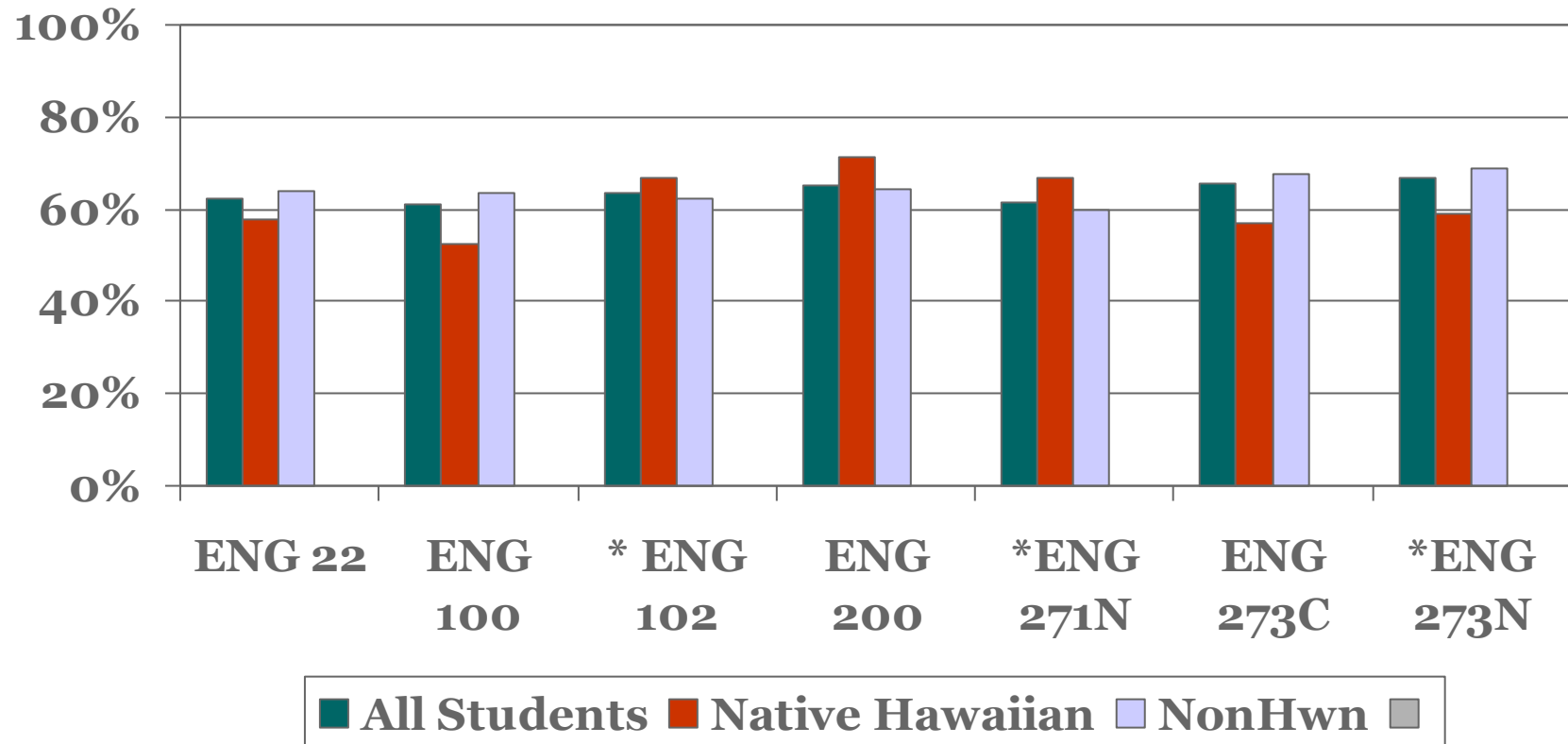
Course	% Students Succeeding (C or higher)	% of headcount
ECON 120	42%	1.37%
MATH 206	48%	0.69%
BIOL 130L	48%	1.39%
PHYS 100	51%	0.54%
BIOL 130	51%	1.88%
MATH 100	52%	2.66%
MATH 25	52%	5.33%
CHEM 100	53%	2.57%
MKT 120	53%	0.54%
PACS 108	53%	0.82%

Courses that enroll more than one half of one percent of 2011 – 2012 unduplicated headcount and < 70% are successful  
(Total Gatekeeper courses = 51)



*Success is what counts.*

# Kapi 'olani English Gatekeepers



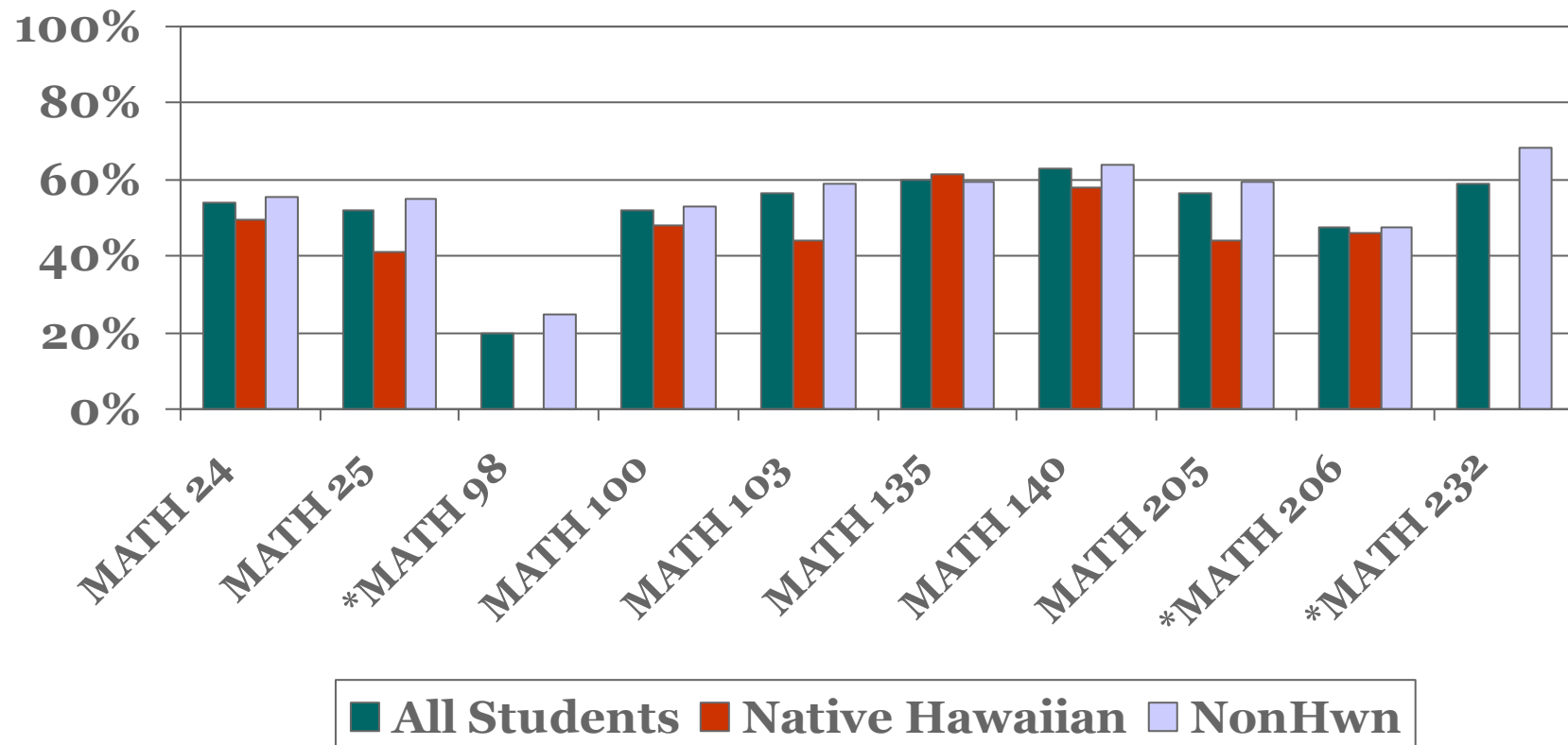
Courses that enroll more than one half of one percent of 2011-2012 unduplicated headcount and <70% are successful.

\* <70% Successful



*Success is what counts.*

# Kapi 'olani Math Gatekeepers



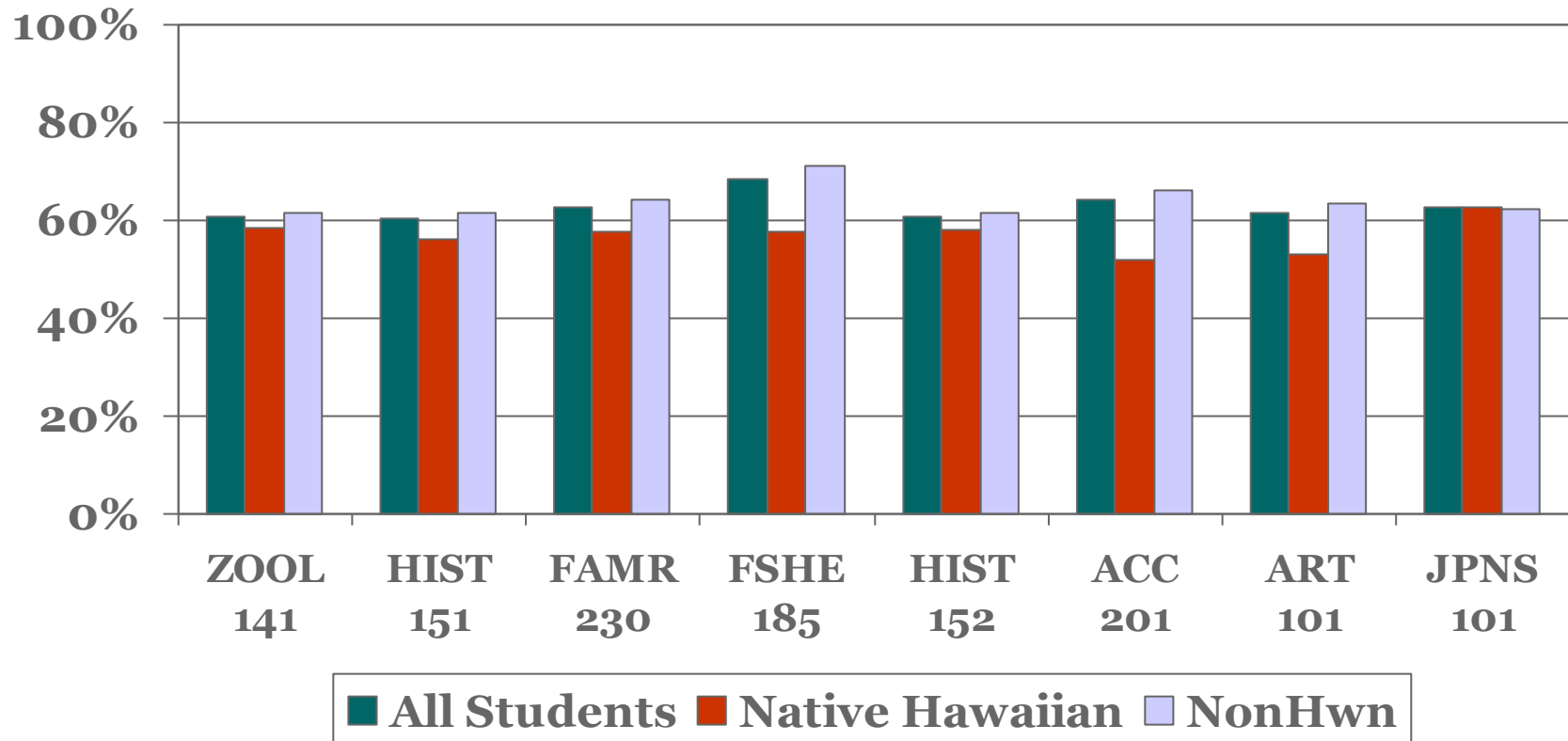
Courses that enroll more than one half of one percent of 2011 – 2012 unduplicated headcount and < 70% are successful.

\* <70% Successful



*Success is what counts.*

# Kapi 'olani Other Gatekeepers



Courses that enroll more than one half of one percent of 2011–2012 unduplicated headcount and < 70% are successful.



*Success is what counts.*

# Begin college data



*Success is what counts.*



# Kaua 'i Gatekeepers Highest Enrollment

Course	% Students Succeeding (C or higher)	% headcount (approximate # )
ENG 100	69%	11% (306)
ENG 22	56%	8%
MATH 24	56%	6%
MATH 25	69%	5%
ICS 100	62%	5%
BUS 120	67%	5%
ENG 21	51%	4%
MATH 22	57%	3%
ANTH 200	61%	3%
MATH 103	69%	3%

Courses that enroll more than one half of one percent of 2011 – 2012 unduplicated headcount and <70% are successful  
(Total Gatekeeper courses = 47)



*Success is what counts.*

# Kaua 'i Gatekeepers Lowest Success

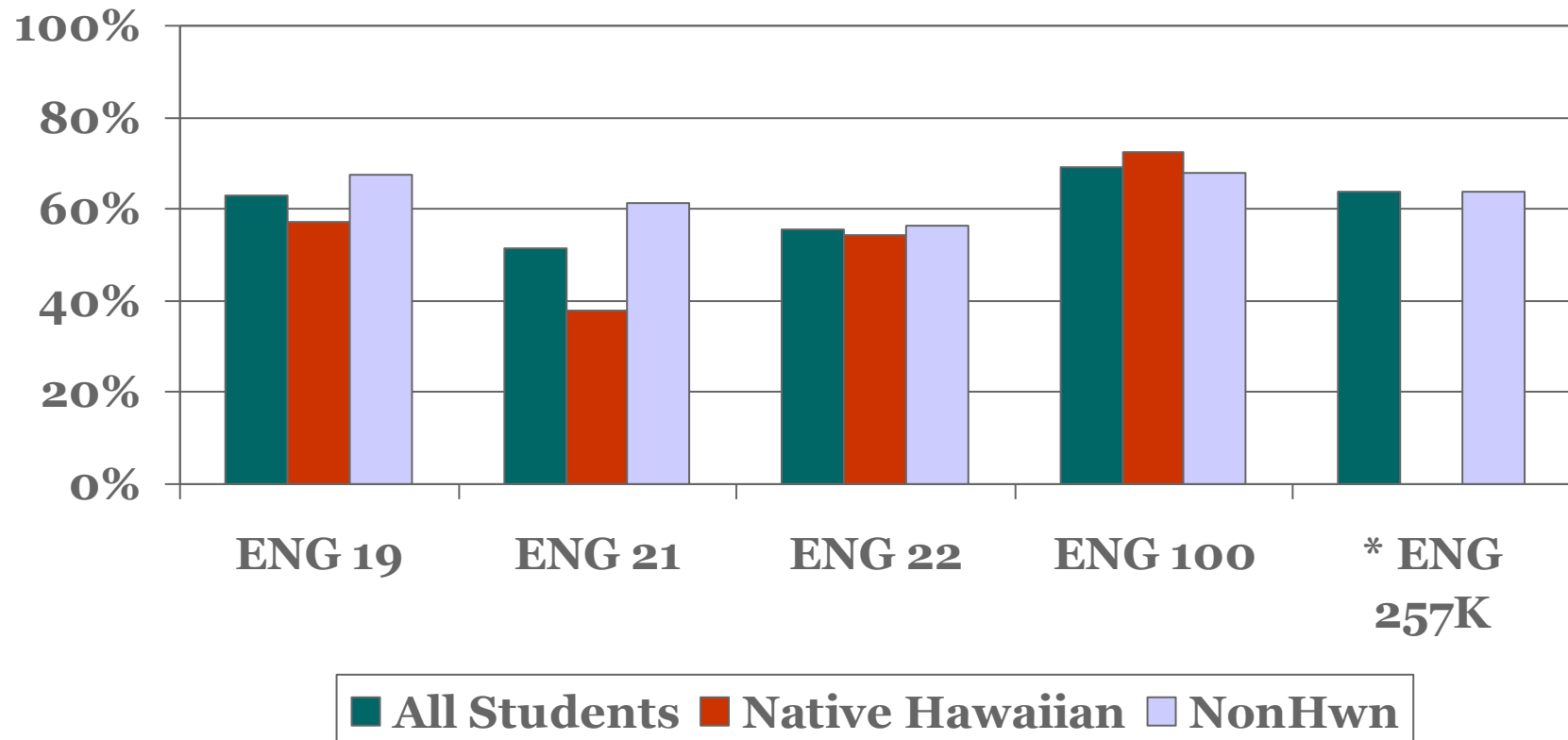
Course	% Students Succeeding (C or higher)	% headcount
HWST 281	29%	0.62%
MATH 140	36%	0.51%
ECON 131	40%	0.55%
HIST 281	42%	0.69%
POLS 110	44%	0.65%
MATH 21	46%	2.58%
ENG 21	51%	3.89%
ETRO 18	52%	1.05%
MATH 50	52%	0.84%
ETRO 140B	53%	0.55%

Courses that enroll more than one half of one percent of 2011 –2012 unduplicated headcount and <70% are successful  
(Total Gatekeeper courses = 47)



*Success is what counts.*

# Kaua 'i English Gatekeepers



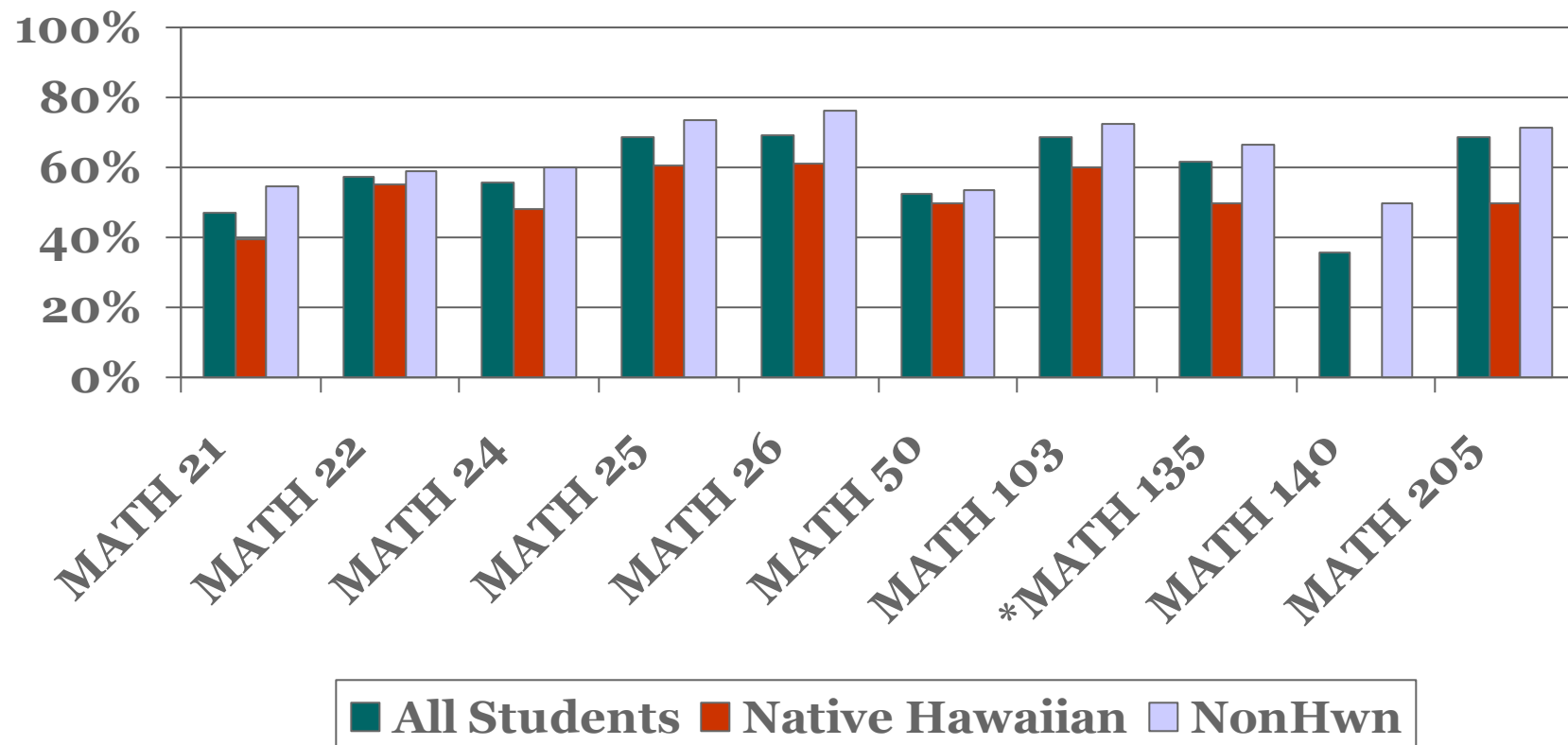
Courses that enroll more than one half of one percent of 2011 – 2012 unduplicated headcount and <70% are successful.

\* <70% Successful



*Success is what counts.*

# Kaua 'i Math Gatekeepers



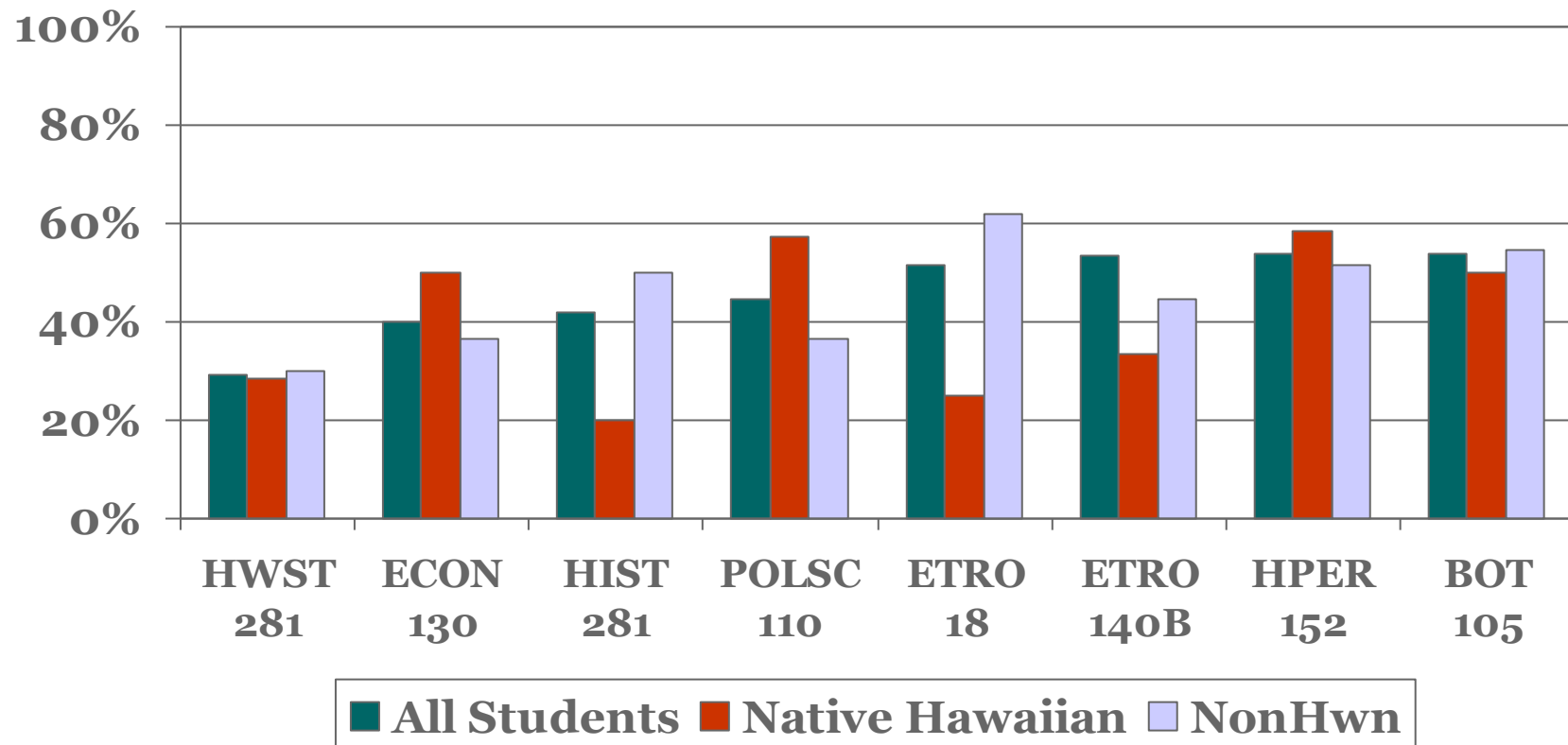
Courses that enroll more than one half of one percent of 2011 – 2012 unduplicated headcount and where < 70% are successful.

\* <70% Successful



*Success is what counts.*

# Kaua 'i Other Gatekeepers



Courses that enroll more than one half of one percent of 2011 – 2012 unduplicated headcount and < 70% are successful.



*Success is what counts.*

# Begin college data



*Success is what counts.*

# Leeward Gatekeepers Highest Enrollment

Course	% Students Succeeding (C or higher)	% of headcount (approximate # )
ENG 100	59%	13% (2,014)
MATH 82	57%	10%
PSY 100	63%	10%
HIST 151	64%	9%
ENG 22	63%	7%
MATH 103	51%	5%
ENG 19	57%	3%
ANTH 200	53%	3%
ENG 200	62%	3%

Courses that enroll more than one half of one percent of 2011 – 2012 unduplicated headcount and < 70% are successful  
(Total Gatekeeper courses = 38)



*Success is what counts.*

# Leeward Gatekeepers Lowest Success

Course	% Students Succeeding (C or higher)	% of headcount
MATH 103	51%	5.12%
ANTH 200	53%	2.75%
ENG 18	53%	0.87%
ANTH 150	55%	1.11%
GG 101	55%	0.90%
BIOL 130	57%	1.02%
ENG 19	57%	3.08%
MATH 82	57%	9.89%
ICS 111	58%	0.65%
ECON 120	58%	1.26%

Courses that enroll more than one half of one percent of 2011 – 2012 unduplicated headcount and <70% are successful.

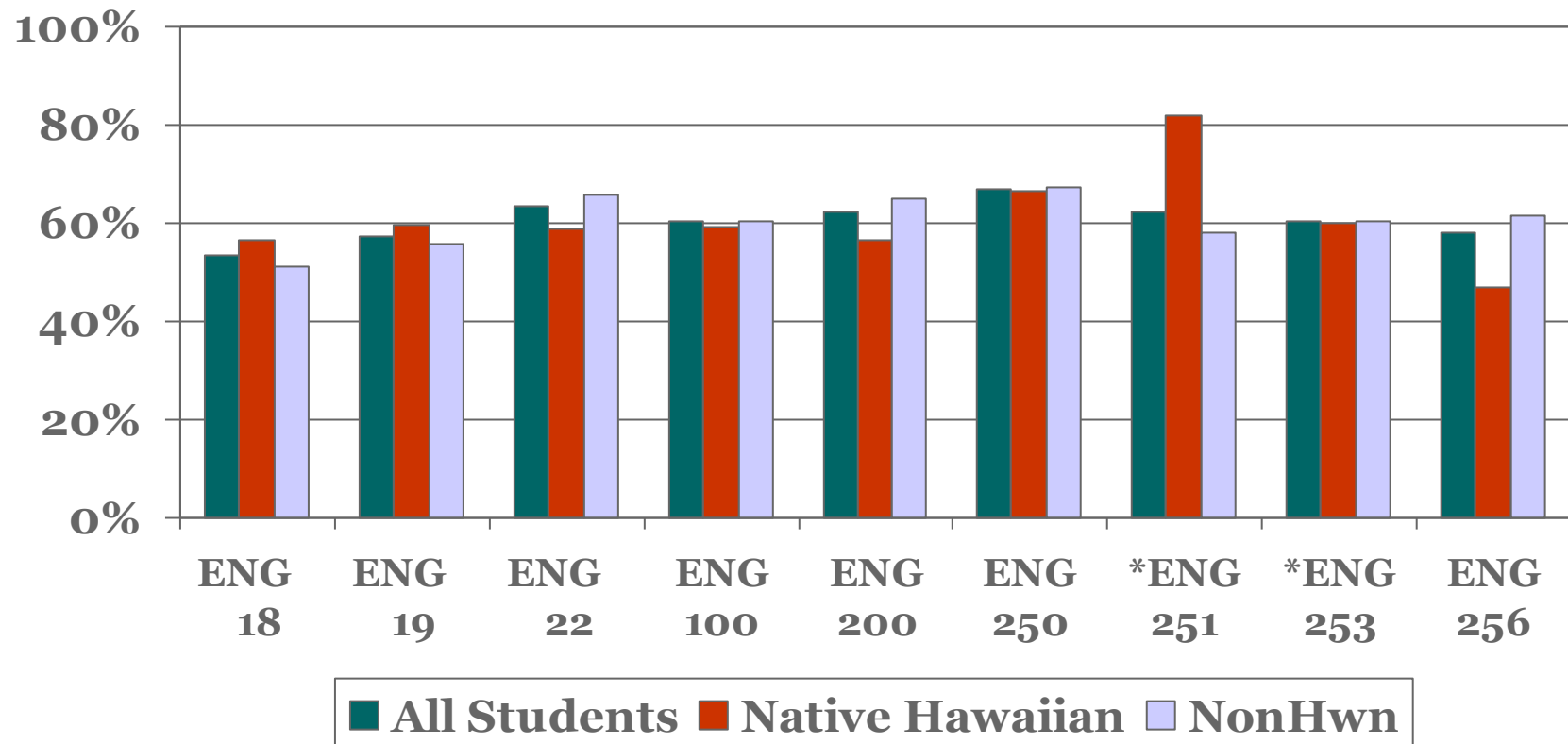
(Total Gatekeeper courses = 38)



*Success is what counts.*



# Leeward English Gatekeepers



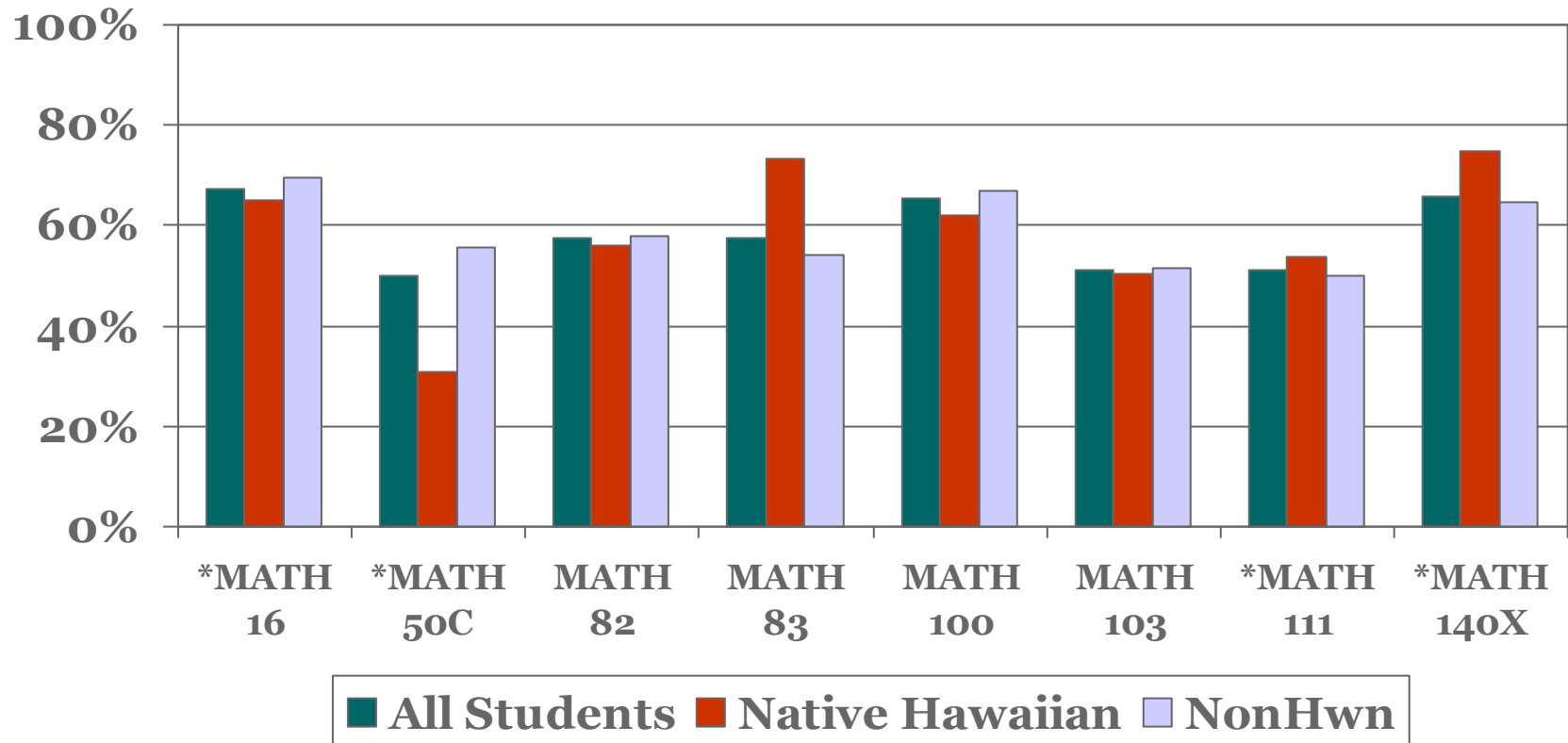
Courses that enroll more than one half of one percent of 2011 – 2012 unduplicated headcount and <70% are successful.

\* <70% Successful



*Success is what counts.*

# Leeward Math Gatekeepers



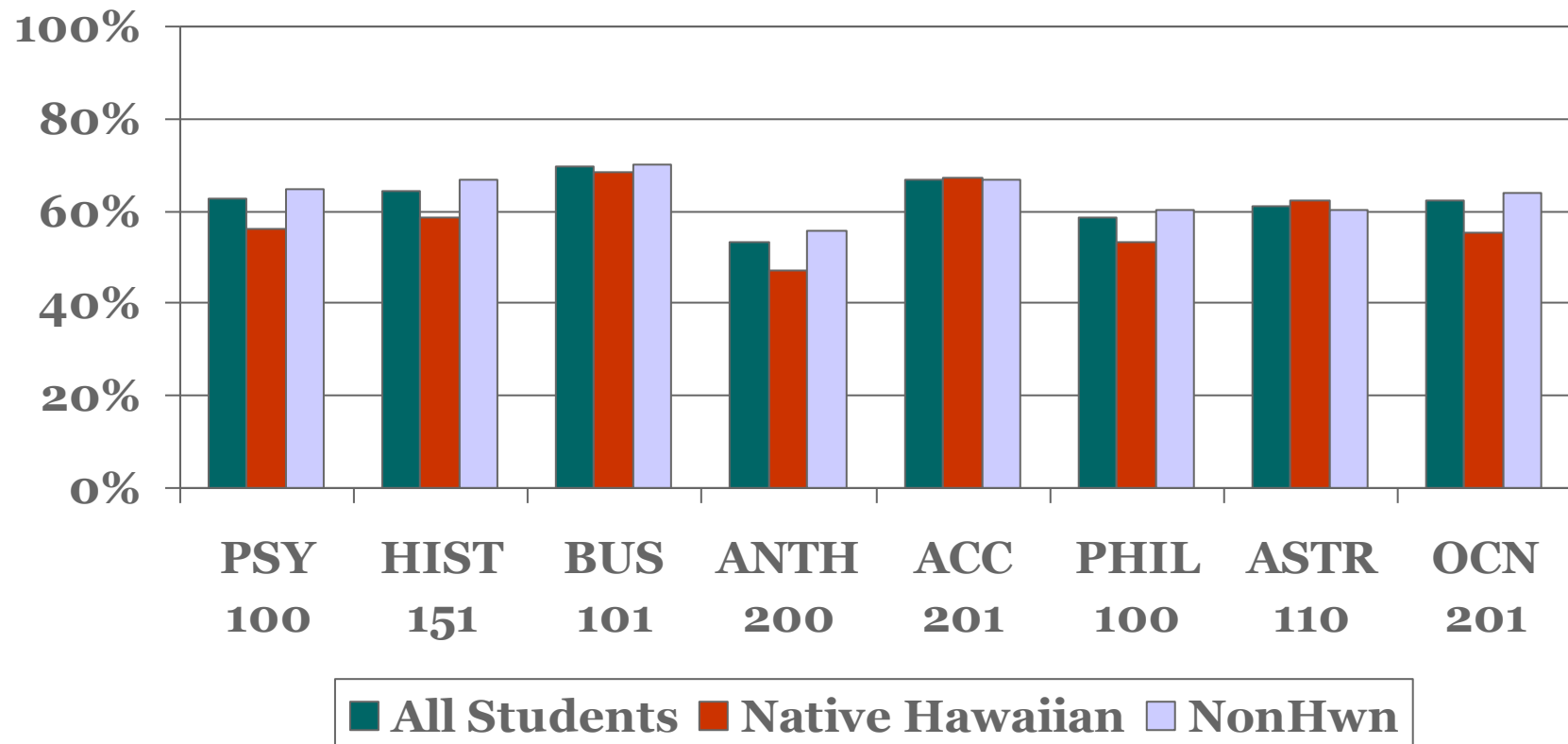
Courses that enroll more than one half of one percent of 2011 – 2012 unduplicated headcount and < 70% are successful.

\* <70% Successful



*Success is what counts.*

# Leeward Other Gatekeepers



Courses that enroll more than one half of one percent of 2011 – 2012 unduplicated headcount and < 70% are successful.



*Success is what counts.*

# Begin college data



*Success is what counts.*

# Maui Gatekeepers Highest Enrollment

Course	% Students Succeeding (C or higher)	% of headcount (approximate #)
ENG 100	66%	12% (1,093)
MATH 18	28%	11%
MATH 82	49%	9%
PSY 100	67%	7%
ENG 22	57%	7%
ICS 101	64%	5%
BUSN 150	60%	4%
ENG 19	64%	4%
ANTH 200	66%	2%
FSHN 185	59%	2%

Courses that enroll more than one half of one percent of 2011 – 2012 unduplicated headcount and < 70% are successful  
(Total Gatekeeper courses = 48).



*Success is what counts.*

# Maui Gatekeepers Lowest Success

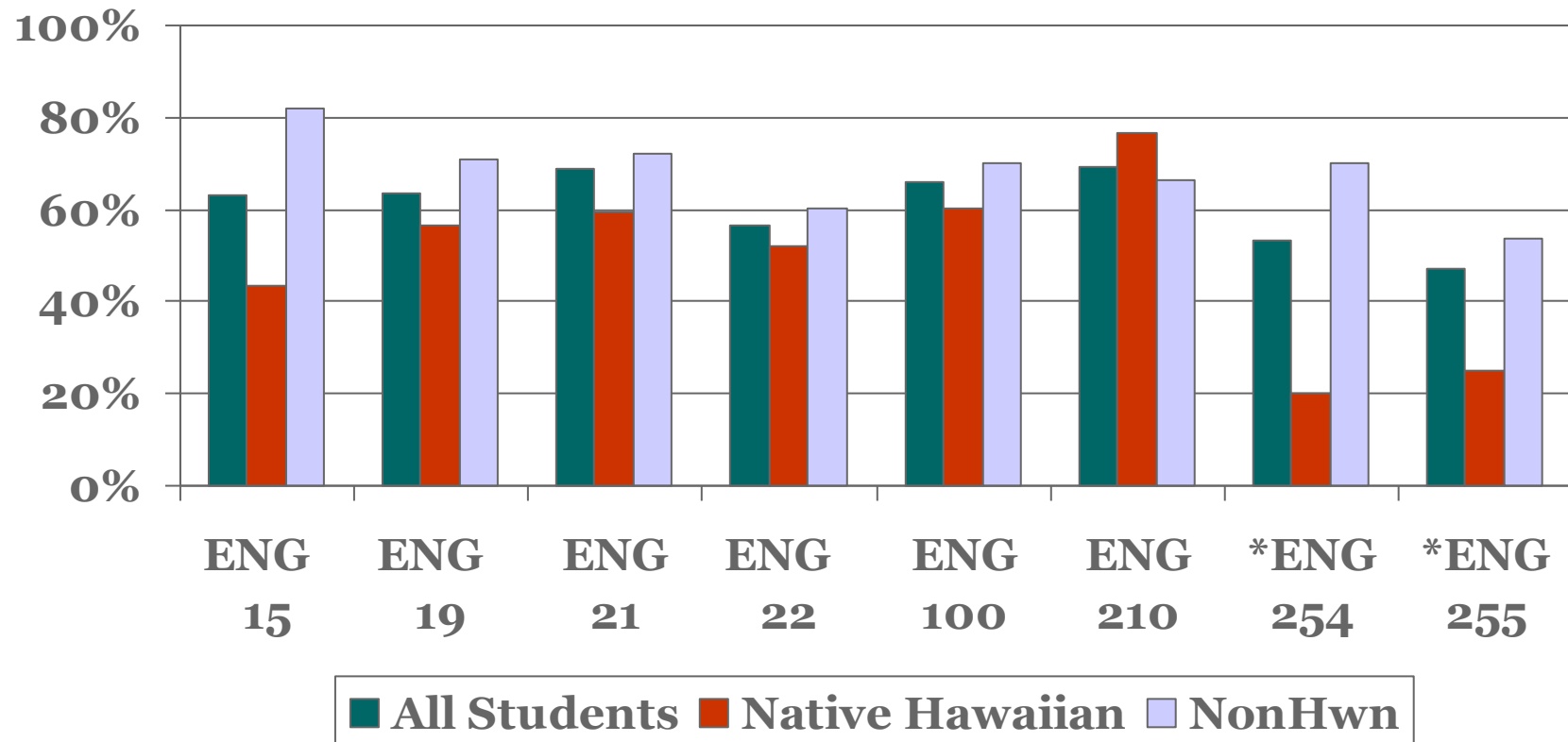
Course	% Students Succeeding (C or higher)	% of headcount
MATH 18	28%	11.09%%
BUSN 121	41%	1.72%
ICS 110	42%	0.54%
BUSN 90V	49%	0.84%
MATH 82	49%	9.23%
PHIL 110	52%	0.52%
SP 151	56%	1.86%
PHIL 100	56%	1.12%
ENG 22	57%	6.83%
BLAW 200	57%	1.09%

Courses that enroll more than one half of one percent of 2011 – 2012 unduplicated headcount and < 70% are successful  
(Total Gatekeeper courses = 48).



*Success is what counts.*

# Maui English Gatekeepers



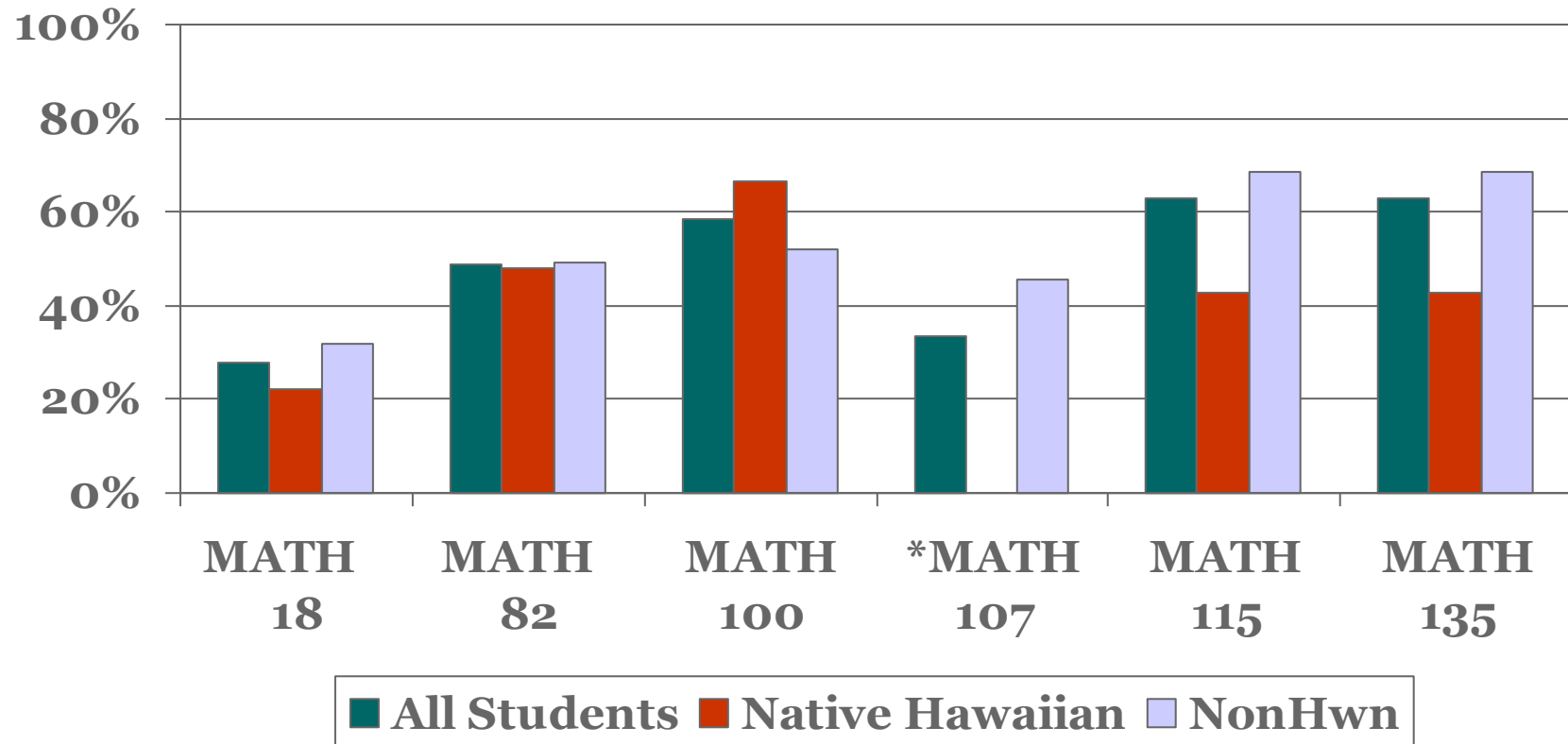
Courses that enroll more than one half of one percent of 2011 – 2012 unduplicated headcount and < 70% are successful.

\* <70% Successful



*Success is what counts.*

# Maui Math Gatekeepers



Courses that enroll more than one half of one percent of 2011 – 2012 unduplicated headcount and < 70% are successful.

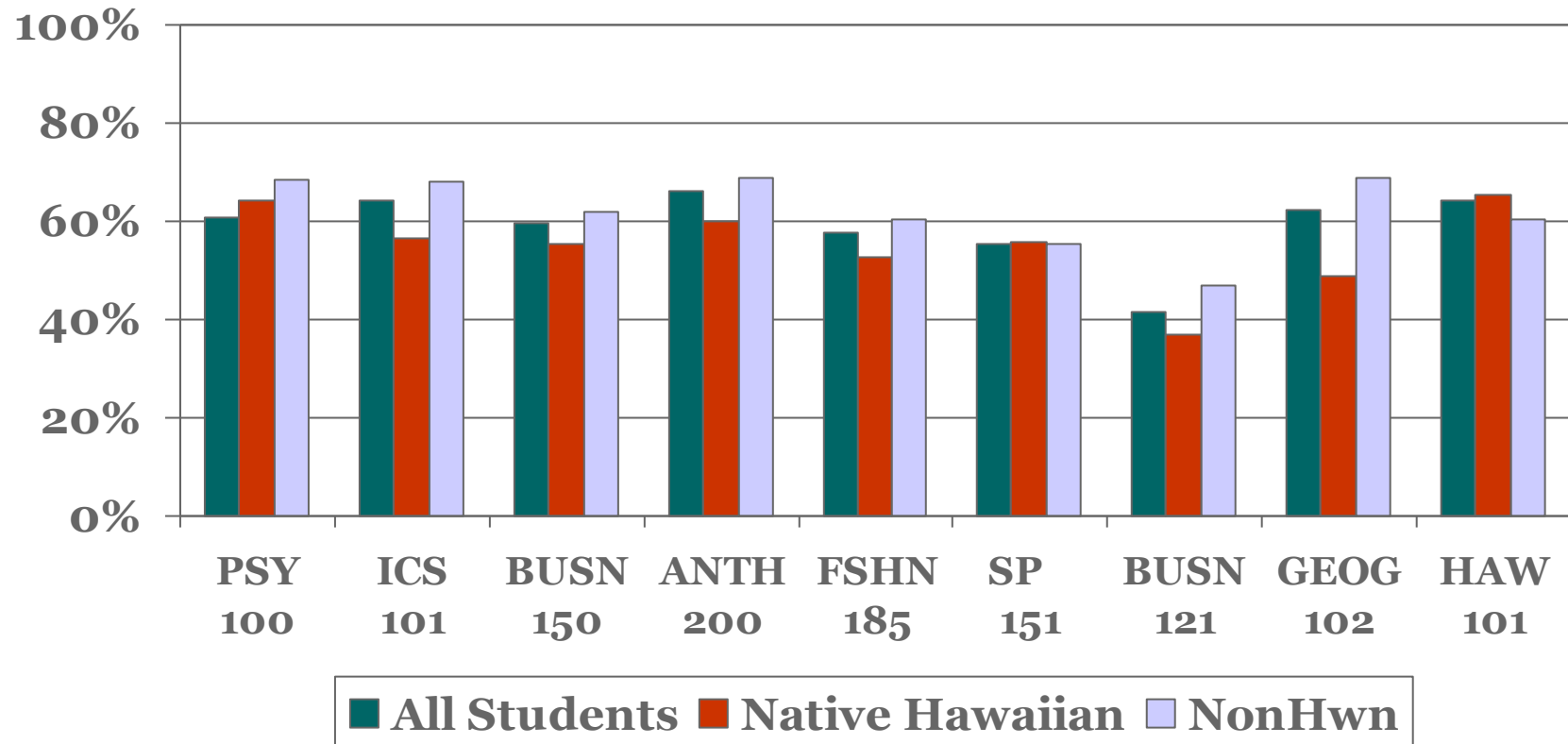
\* <70% Successful



*Success is what counts.*



# Maui Other Gatekeepers



Courses that enroll more than one half of one percent of 2011 – 2012 unduplicated headcount and < 70% are successful.



*Success is what counts.*

# Begin college data



*Success is what counts.*

# Windward Gatekeepers Highest Enrollment

Course	% Students Succeeding (C or higher)	% of headcount (approximate # )
ENG 100	53%	14% (720)
PSY 100	58%	12%
HIST 152	68%	8%
ENG 22	55%	5%
MATH 24	56%	5%
MATH 25	56%	5%
FAMR 230	68%	5%
ICS 100	68%	5%
SOC 100	49%	5%
MATH 22	69%	4%

Courses that enroll more than one half of one percent of 2011 – 2012 unduplicated Headcount and < 70% are successful  
(Total Gatekeeper courses = 56)



*Success is what counts.*

# Windward Gatekeepers Lowest Success

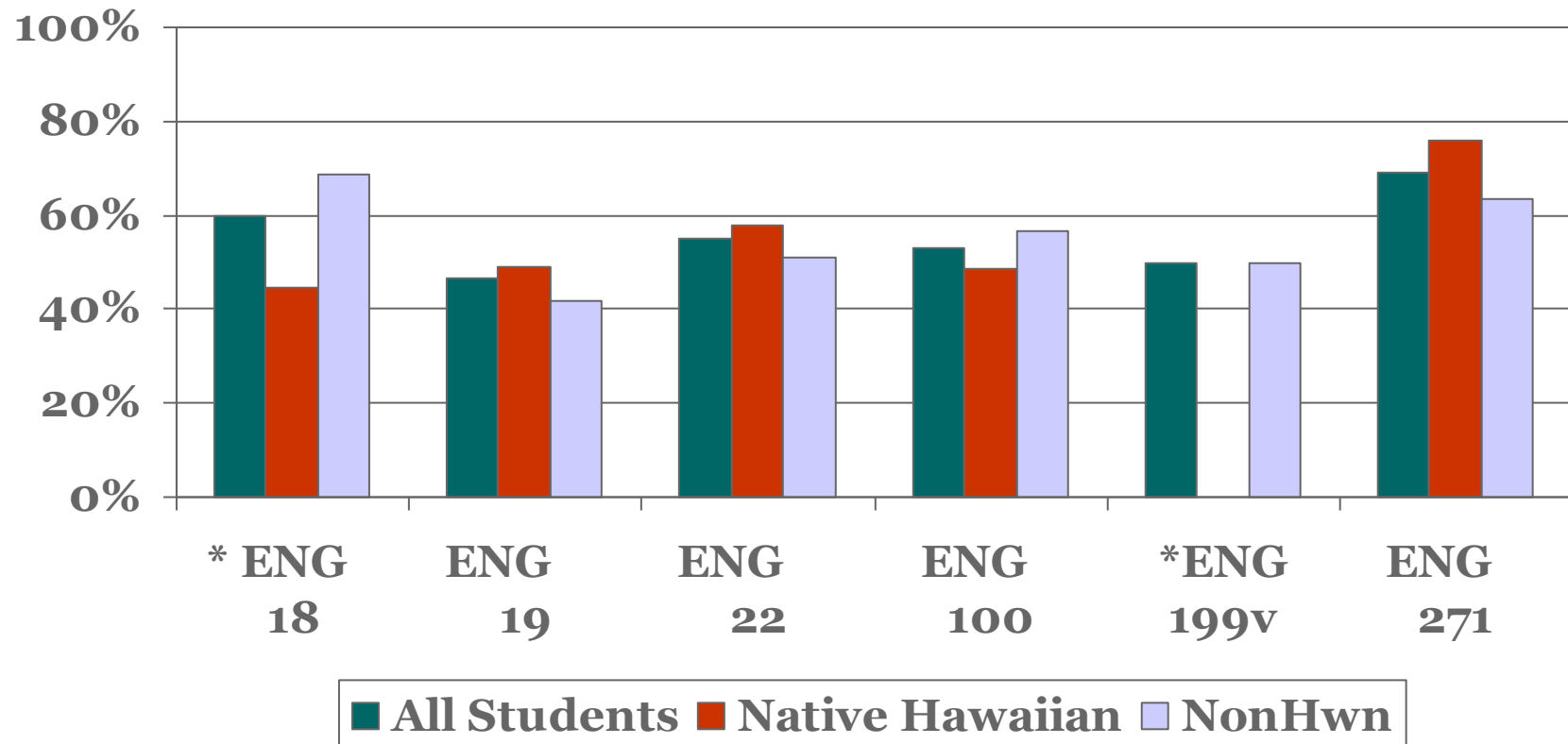
Course	% Students Succeeding (C or higher)	% of headcount
GEOG 102	32%	1.14%
ICS 50	34%	1.27%
MET 101	41%	0.84%
BIOL 100	43%	1.84%
MATH 205	45%	0.72%
MATH 103	46%	3.35%
ENG 19	46%	1.60%
MATH 20	48%	2.28%
SOC 218	48%	0.63%
SOC 100	49%	4.73%

Courses that enroll more than one half of one percent of 2011 –2012 unduplicated headcount and < 70% are successful  
(Total Gatekeeper courses = 56)



*Success is what counts.*

# Windward English Gatekeepers



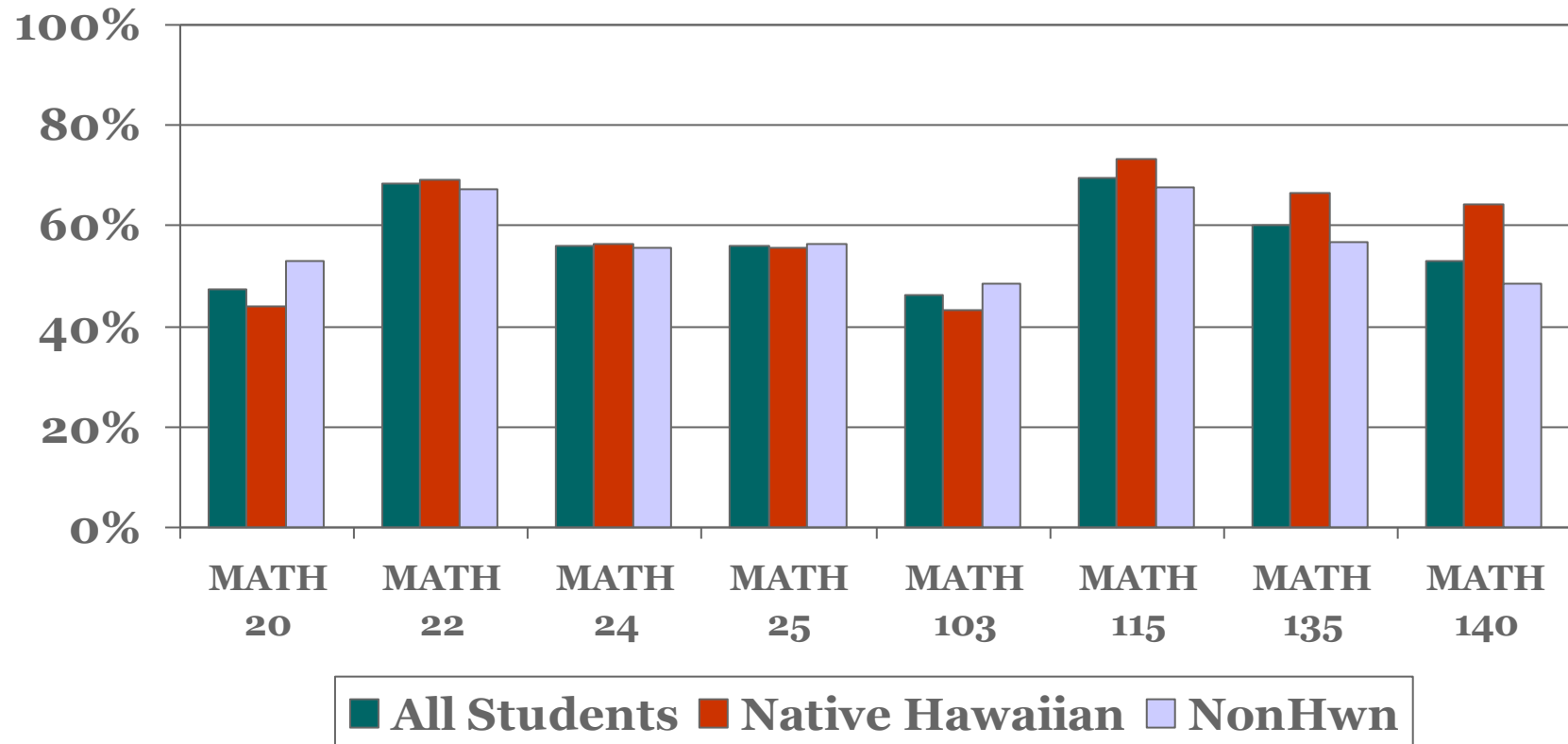
Courses that enroll more than one half of one percent of 2011 – 2012 unduplicated headcount and < 70% are successful.

\* <70% Successful



*Success is what counts.*

# Windward Math Gatekeepers

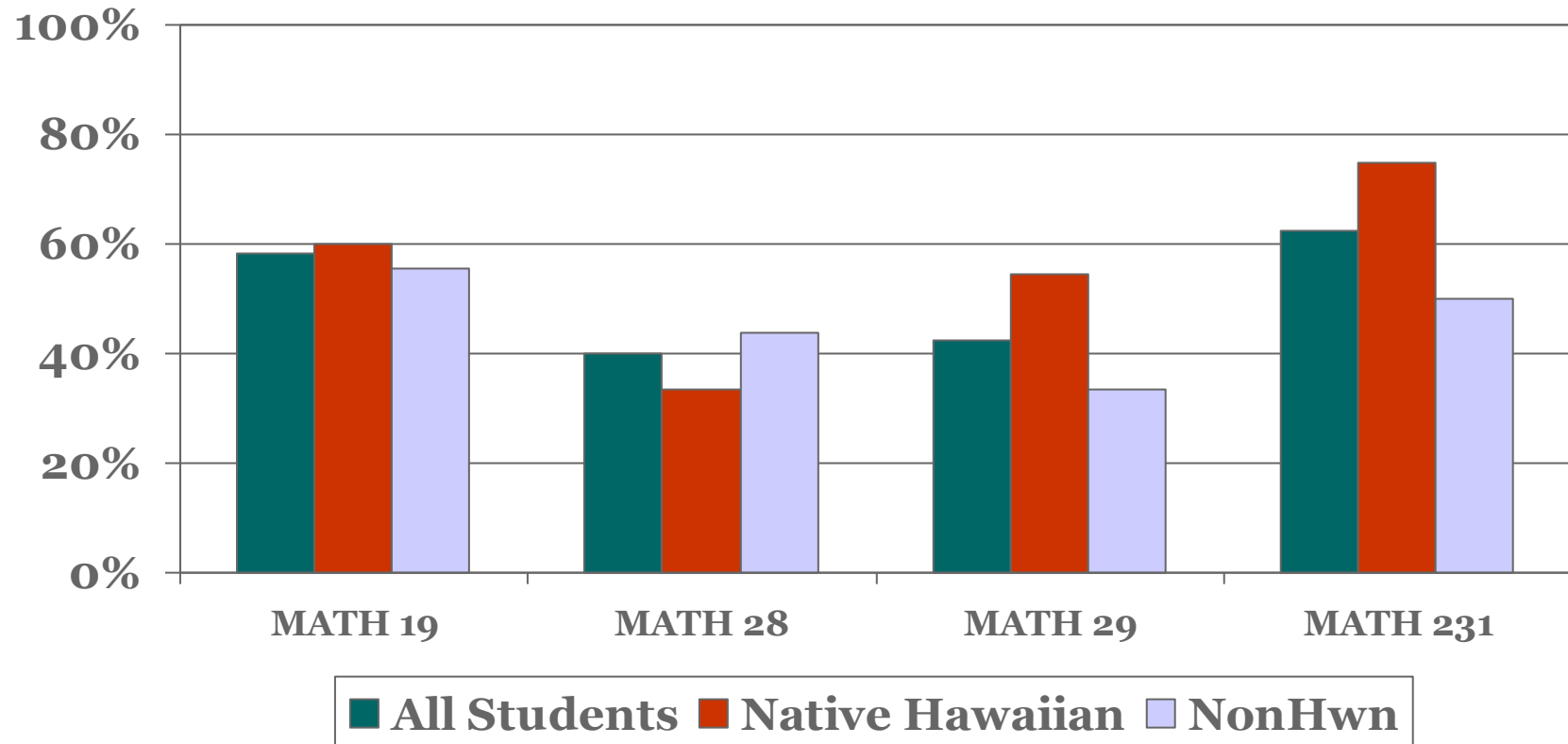


Courses that enroll more than one half of one percent of 2011 – 2012 unduplicated headcount and < 70% are successful.



*Success is what counts.*

# Windward Math < 70% Successful

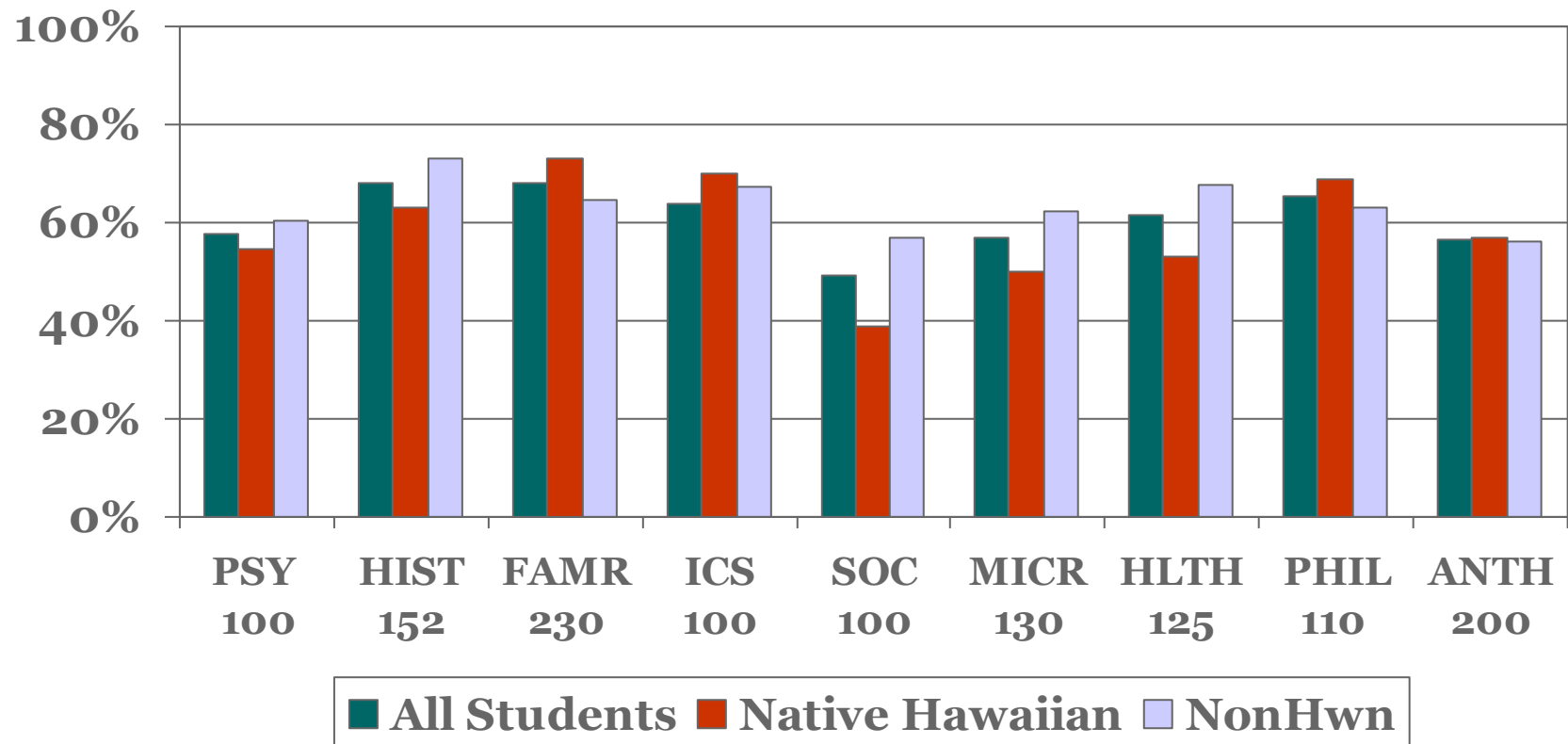


Courses that enroll less than one half of one percent of 2011 – 2012 unduplicated headcount and < 70% are successful.



*Success is what counts.*

# Windward Other Gatekeepers



Courses that enroll more than one half of one percent of 2011 – 2012 unduplicated headcount and < 70% are successful.



*Success is what counts.*