



2012 Accreditation Self Study Faculty and Staff Survey









1. Which Department/Unit are you from?

		Response Percent	Response Count
Business, Legal Education and Technology		7.7%	27
Culinary Arts		4.8%	17
Emergency Medical Services		1.7%	6
Health Sciences		6.5%	23
Kahikoluamea		6.3%	22
Hospitality and Tourism Education		2.6%	9
Arts and Humanities		13.1%	46
Center for Excellence in Learning, Teaching and Technology (CELTT)		0.6%	2
Language, Linguistics and Literature		15.6%	55
Library & Learning Resources		4.8%	17
Math & Sciences		9.7%	34
Nursing		2.8%	10
Social Sciences		3.7%	13
Student Services		6.3%	22
Community and Continuing Education		3.7%	13
Other Administrative or Support Office		10.2%	36
answered question			352
skipped question			12



2. Are you a full-time or part-time employee at the college?

		Response Percent	Response Count
Full time		78.5%	281
Part time		21.5%	77
answered question			358
skipped question			6



3. You are a(an):

		Response Percent	Response Count
Faculty – Instructional		44.9%	162
Faculty – Non-instructional		14.7%	53
Lecturer		18.6%	67
Administrative, Professional, and Technical Staff (APT)		13.0%	47
Civil Service Staff		6.4%	23
Administrator		2.5%	9
Other (please specify)			4
answered question			361
skipped question			3

4. Does your work involve students directly in instructional settings?

		Response Percent	Response Count
Yes		69.0%	247
No		31.0%	111
answered question			358
skipped question			6























5. Do you currently serve as a department chair?





		Response Percent	Response Count
Yes		7.3%	16
No		92.7%	203
answered question			219
skipped question			145

6. Please rate the following items: (II.A.)





















	Strongly agree	Somewhat agree	Neutral	Somewhat disagree	Strongly disagree	Don't know/NA	Response Count
1) I have actively used the student learning assessment results to address the weak areas of student learning.	30.4% (68)	36.2% (81)	11.6% (26)	4.0% (9)	3.6% (8)	14.3% (32)	224
2) Student learning assessment results are a great guide for me to make improvements to my teaching.	31.4% (69)	35.0% (77)	12.7% (28)	3.6% (8)	2.7% (6)	14.5% (32)	220
3) I actively engage in student learning outcome assessment.	41.6% (91)	33.3% (73)	7.8% (17)	5.5% (12)	2.3% (5)	9.6% (21)	219
4) My student learning competencies/outcomes at the course level are clearly aligned with the program level student learning outcomes.	46.6% (103)	30.8% (68)	9.5% (21)	0.9% (2)	0.5% (1)	11.8% (26)	221
5) I participated in the development of program level student learning outcomes.	37.0% (81)	17.4% (38)	16.0% (35)	5.5% (12)	9.1% (20)	15.1% (33)	219
6) I am willing to work with my colleagues on student learning outcome assessment.	60.9% (134)	26.8% (59)	4.1% (9)	3.2% (7)	1.4% (3)	3.6% (8)	220
7) I will be more willing to do student learning outcome assessment if examples are available for me to adopt.	45.4% (99)	28.9% (63)	12.8% (28)	2.3% (5)	3.7% (8)	6.9% (15)	218
8) I know where to find assistance on developing student learning outcome assessment.	38.2% (84)	30.9% (68)	13.2% (29)	4.5% (10)	6.8% (15)	6.4% (14)	220
9) I do not see the value in student learning outcome assessment.	5.9% (13)	5.5% (12)	11.4% (25)	21.0% (46)	51.1% (112)	5.0% (11)	219
answered question							225
skipped question							139

7. What teaching methods do you use in your class? Check all that apply. (II.A.)

		Response Percent	Response Count
Lecture		80.5%	173
Lecture and Lab		46.5%	100
Collaborative projects		55.8%	120
Group work		77.2%	166
Small group discussion		73.5%	158
Individual student presentations		58.1%	125
Group presentations		50.7%	109
Performance activities		32.6%	70
Observation		38.1%	82
Practical application		51.6%	111
Demonstration		55.8%	120
Multimedia presentation		57.2%	123
Team teaching		19.1%	41
Workshop/seminar		20.0%	43
Service learning		23.7%	51
Socratic method		32.6%	70
Problem-based learning		44.2%	95
In-class projects		49.8%	107
Out-of-class projects		49.8%	107
Role-play		28.8%	62
Supplemental on-line materials and activities		50.2%	108
Games		33.0%	71

Computer assisted simulations		17.2%	37
Clinicals		11.6%	25
Practicum		11.2%	24
Other (please specify)		6.0%	13
answered question			215
skipped question			149

8. What assessment methods do you use in your class? Check all that apply. (II.A.)

		Response Percent	Response Count
Tests		70.7%	152
Multiple choice tests		61.4%	132
Fill-in-the-blank tests		38.1%	82
True/False tests		35.3%	76
Matching tests		31.2%	67
Essay tests		46.0%	99
Quizzes		71.2%	153
Written paper/report		73.5%	158
Oral presentations		60.5%	130
Oral interview		17.2%	37
Multimedia		21.9%	47
Written portfolio		23.7%	51
E-portfolio		10.2%	22
Demonstration		26.5%	57
Performance		25.1%	54
Musical performance		2.8%	6
Dance performance		2.3%	5
Oral performance		16.7%	36
Speeches		9.3%	20
Other (please specify)		11.2%	24
		answered question	215
		skipped question	149

9. How is the process of inputting course proposal(s) through Curriculum Central? (II.A.)

		Response Percent	Response Count
I did not submit course proposals through Curriculum Central. Does not apply.		57.0%	127
Very easy		2.2%	5
Somewhat easy		13.5%	30
Somewhat difficult		18.8%	42
Very difficult		8.5%	19
answered question			223
skipped question			141




10. Are you aware that the courses that you teach need to go through a curriculum review process every five years? (II.A.)

		Response Percent	Response Count
Yes		84.4%	184
No		15.6%	34
answered question			218
skipped question			146



11. For the courses that you have taught, have you reflected on the following: (II.A.)

	Yes	No	Response Count
(1) the basic skills (reading, writing, and analytical) are needed for success in your course(s)?	97.7% (210)	2.3% (5)	215
(2) amount and level of reading, writing or other independent work required in your course(s)?	94.9% (203)	5.1% (11)	214
(3) amount and level of quantitative and logical reasoning required in your course(s)?	85.4% (181)	14.6% (31)	212
(4) background knowledge in related subject matter expected of students entering the course.	86.7% (182)	13.3% (28)	210
(5) expectations for student participation (in activities/reading/projects) outside of class to support their learning.	94.4% (202)	5.6% (12)	214
(6) how your course content reflects the course level (e.g., 100 level, 200 level, or lower than 100 level)	95.7% (200)	4.3% (9)	209
		answered question	215
		skipped question	149

12. Is there a need for tutoring services to fall under a centralized organization (with standardized hiring and quality control policies), regardless of the delivery location? (II.C.)

		Response Percent	Response Count
Yes		52.5%	116
No		15.4%	34
No Opinion		32.1%	71
answered question			221
skipped question			143

13. Have you taught a distance delivery class (e.g., completely online, cable TV, off-site) since Fall 2009? (III.B.)

		Response Percent	Response Count
Yes		33.9%	75
No		66.1%	146
answered question			221
skipped question			143







14. If "Yes" to the question above, rate the support for your equipment needs in the distance delivered classes that you have taught? If "No", please skip. (III.B.)

		Response Percent	Response Count
Very satisfied		35.5%	27
Somewhat satisfied		34.2%	26
Neither satisfied or dissatisfied		15.8%	12
Somewhat dissatisfied		14.5%	11
Very dissatisfied		0.0%	0
answered question			76
skipped question			288

15. Are you aware of the college's mission statement? (I.A.)

		Response Percent	Response Count
Completely		27.4%	87
Mostly		45.9%	146
Some		17.0%	54
A little		5.7%	18
Not at all		4.1%	13
answered question			318
skipped question			46

16. Are you aware of places to find the KCC mission statement document? Check all that apply. (I.A.)

		Response Percent	Response Count
Classrooms		13.0%	41
Kapiolani Community College homepage		86.7%	274
Office for Institutional Effectiveness (OFIE) website		31.6%	100
QUILL, the college's intranet		42.7%	135
Strategic Plan 2008-2015 Booklet		56.6%	179
I don't know where to find it		4.7%	15
	Other (please specify)		18
answered question			316
skipped question			48



17. Rate the following items:

	Strongly agree	Somewhat agree	Neutral	Somewhat disagree	Strongly disagree	Don't know/NA	Response Count
1) Our mission statement expresses the college-wide commitment to student learning. (I.A.)	58.0% (182)	28.3% (89)	7.0% (22)	1.0% (3)	0.3% (1)	5.4% (17)	314
2) I have discussed the relevance of the mission statement to student learning with peers or administrators. (I.A.)	17.5% (55)	30.3% (95)	21.3% (67)	8.3% (26)	11.1% (35)	11.5% (36)	314
3) I participated actively in the planning or priority-setting process in my department/unit.(I.B.)	26.5% (83)	25.2% (79)	19.2% (60)	7.7% (24)	8.3% (26)	13.1% (41)	313
4) I used student data, program review data, or other institutional assessment data to help my department/unit to identify areas of improvement. (I.B.)	27.9% (87)	29.5% (92)	16.7% (52)	5.1% (16)	7.4% (23)	13.5% (42)	312
5) I am committed to improve the effectiveness of my education/professional practice to improve student learning and success on this campus. (I.B.)	75.0% (234)	16.0% (50)	5.1% (16)	0.3% (1)	1.3% (4)	2.2% (7)	312
						answered question	314
						skipped question	50



18. To what degree do the following support services facilitate your work to promote student learning and success? (II.B.)

	Greatly	To some degree	A little	Not at all	Don't know	Response Count
Auxiliary Services	34.3% (102)	32.7% (97)	16.8% (50)	7.7% (23)	8.4% (25)	297
Bookstore	28.0% (83)	38.9% (115)	17.9% (53)	7.1% (21)	8.1% (24)	296
Business Office	25.8% (75)	24.7% (72)	17.9% (52)	17.2% (50)	14.4% (42)	291
Center for Excellence in Learning, Teaching, & Technology (CELTT)	52.4% (155)	27.4% (81)	8.4% (25)	4.1% (12)	7.8% (23)	296
Curriculum Resources (e.g., curriculum central)	17.4% (51)	30.7% (90)	17.4% (51)	14.0% (41)	20.5% (60)	293
Food Services	16.3% (48)	26.4% (78)	23.4% (69)	17.3% (51)	16.6% (49)	295
Human Resources Office	19.4% (57)	23.1% (68)	18.0% (53)	23.1% (68)	16.3% (48)	294
Kahikoluamea	30.7% (91)	19.9% (59)	14.5% (43)	10.5% (31)	24.3% (72)	296
KISC (Admissions, Registration, Financial Aid)	44.7% (132)	19.7% (58)	14.9% (44)	5.1% (15)	15.6% (46)	295
Library and Learning Resources	54.5% (162)	27.6% (82)	8.8% (26)	2.7% (8)	6.4% (19)	297
Student Services	43.7% (129)	21.4% (63)	14.2% (42)	5.1% (15)	15.6% (46)	295
Library Testing Center	46.3% (137)	21.6% (64)	11.8% (35)	10.5% (31)	9.8% (29)	296
Counseling Services (e.g., TRIO, academic advising)	48.5% (142)	21.2% (62)	13.7% (40)	5.5% (16)	11.3% (33)	293
New Student Orientation Program (NSO)	38.9% (114)	21.8% (64)	11.6% (34)	7.2% (21)	20.5% (60)	293
					Comments	26
					answered question	300
					skipped question	64










19. Have you requested library materials in your subject area, or discussed the collection with a library staff since Fall 2009? (II.C.)

		Response Percent	Response Count
Yes		30.3%	89
No		69.7%	205
answered question			294
skipped question			70

20. If yes, did the library purchase the materials you requested or discussed? (II.C.)

		Response Percent	Response Count
Yes		58.8%	67
No		41.2%	47
answered question			114
skipped question			250

21. Which of the following library services have you used since Fall 2009. Check all that apply. (II.C.)

		Response Percent	Response Count
Accessing online journals and digital materials		43.9%	129
Borrowing books or materials located at the library		35.0%	103
Borrowing books or materials through intralibrary or interlibrary loan		20.7%	61
Reading books held in the reference collection		14.6%	43
Using library instruction sessions		25.2%	74
Using computer and printing services		21.1%	62
Testing Center		48.6%	143
Others		13.3%	39
Did not use		19.7%	58
answered question			294
skipped question			70

22. How would you rate the library collections in your subject area since Fall 2009. (II.C.)

	Very satisfied	Somewhat satisfied	Neither satisfied nor dissatisfied	Somewhat dissatisfied	Very dissatisfied	Don't know/NA	Response Count
Availability of needed online journals/materials	15.0% (43)	25.9% (74)	9.8% (28)	6.3% (18)	6.6% (19)	36.4% (104)	
Currency, being up-to-date	17.0% (48)	23.7% (67)	10.6% (30)	4.6% (13)	4.6% (13)	39.6% (112)	
Quantity	10.9% (31)	27.0% (77)	11.9% (34)	8.1% (23)	3.9% (11)	38.2% (109)	
Quality	16.1% (46)	25.6% (73)	11.2% (32)	5.6% (16)	3.5% (10)	37.9% (108)	
Variety	12.0% (34)	26.4% (75)	12.3% (35)	6.7% (19)	4.2% (12)	38.4% (109)	
answered question							
skipped question							

23. Please rate the following items. (III.A.)

	Strongly agree	Somewhat agree	Neutral	Somewhat disagree	Strongly disagree	Don't know/NA	Response Count
1) The qualifications required of new faculty and staff positions reflect student needs.	36.2% (101)	39.4% (110)	6.8% (19)	5.0% (14)	1.8% (5)	10.8% (30)	279
2) The qualifications required of new faculty and staff positions reflect the analysis of the service needs of the program/department.	32.9% (91)	39.7% (110)	7.9% (22)	4.7% (13)	2.5% (7)	12.3% (34)	277
3) The institution applies its personnel policies consistently and fairly.	18.1% (50)	28.9% (80)	15.2% (42)	17.7% (49)	12.3% (34)	7.9% (22)	277
4) There is a sufficient number of teaching faculty to support the services in our program/department/unit.	12.0% (33)	29.3% (81)	9.8% (27)	23.6% (65)	13.8% (38)	11.6% (32)	276
5) There is a sufficient number of student service personnel (e.g., academic advisors) to support the services in our program/department/unit.	10.8% (30)	28.9% (80)	12.3% (34)	17.3% (48)	15.5% (43)	15.2% (42)	277
6) There is a sufficient number of non-teaching faculty other than student service personnel (e.g., in the areas of assessment, curriculum development, professional development, or institutional research) to support the services in our program or department.	7.6% (21)	26.1% (72)	14.5% (40)	21.4% (59)	15.2% (42)	15.2% (42)	276
7) There is a sufficient number of staff to support services in our program/department/unit.	8.6% (24)	30.6% (85)	11.2% (31)	23.7% (66)	19.1% (53)	6.8% (19)	278
8) The institution has a sufficient number of administrators.	41.7% (115)	27.9% (77)	12.3% (34)	4.3% (12)	3.3% (9)	10.5% (29)	276
9) The administrators in the college are qualified for their responsibilities.	28.1% (77)	35.0% (96)	15.7% (43)	8.0% (22)	5.5% (15)	7.7% (21)	274

10) Our program/department/unit has a sufficient number of staff to provide administrative support.	15.7% (43)	29.6% (81)	9.9% (27)	17.5% (48)	21.9% (60)	5.5% (15)	274
11) The institution treats faculty/staff in a professional and equitable manner.	26.2% (72)	26.9% (74)	16.7% (46)	17.1% (47)	9.8% (27)	3.3% (9)	275
12) The needs to promote student learning guides professional development activities for faculty.	23.5% (64)	33.8% (92)	16.2% (44)	7.7% (21)	4.0% (11)	14.7% (40)	272
13) The needs to promote student learning guides professional development activities for staff.	13.7% (37)	25.6% (69)	17.4% (47)	8.1% (22)	5.6% (15)	29.6% (80)	270
14) My department chair or unit head communicates important and necessary information relevant to me.	61.3% (168)	26.6% (73)	5.1% (14)	3.3% (9)	2.2% (6)	1.5% (4)	274
15) The administration communicates important and necessary information to faculty and staff.	27.2% (75)	35.1% (97)	12.3% (34)	13.0% (36)	10.9% (30)	1.4% (4)	276
answered question							280
skipped question							84

24. Please rate the following items. (III.B.)

	Strongly agree	Somewhat agree	Neutral	Somewhat disagree	Strongly disagree	Don't know/NA	Response Count
1) There are adequate facilities available to sustain our program/department/unit and student needs.	6.5% (18)	30.7% (85)	10.1% (28)	28.2% (78)	22.0% (61)	2.5% (7)	277
2) The classroom equipment meets our program/department/unit and student needs.	10.5% (29)	33.3% (92)	11.2% (31)	25.0% (69)	13.8% (38)	6.2% (17)	276
3) The office equipment meets our program/department/unit and student needs.	12.5% (34)	40.7% (111)	12.5% (34)	19.0% (52)	13.6% (37)	1.8% (5)	273
4) There is an assessment of the physical resources need in our program/department/unit.	12.4% (34)	25.5% (70)	16.7% (46)	9.8% (27)	9.5% (26)	26.2% (72)	275
5) My input matters when my program/department/unit makes plans on facilities and equipment maintenance or purchase.	24.9% (69)	33.9% (94)	14.1% (39)	7.9% (22)	10.5% (29)	8.7% (24)	277
6) My input matters when my program/department/unit prioritize equipment purchases.	26.6% (73)	31.0% (85)	17.2% (47)	7.3% (20)	6.9% (19)	10.9% (30)	274
7) I feel the college implements the necessary procedures to ensure the safety of my working environment.	23.6% (65)	34.4% (95)	15.9% (44)	12.7% (35)	7.2% (20)	6.2% (17)	276
8) I am familiar with the processes that my program/department/unit uses to make equipment replacement and maintenance decisions.	20.2% (56)	38.3% (106)	9.4% (26)	9.7% (27)	10.5% (29)	11.9% (33)	277
9) The college determines equipment replacement and maintenance based on program and service needs.	11.3% (31)	29.9% (82)	13.5% (37)	10.6% (29)	9.9% (27)	24.8% (68)	274
answered question							277
skipped question							87

25. To what degree did the recent renovations create learning spaces that promotes effective integration of student engagement into the learning process? (III.B.)

	To a great degree	To some degree	A little	Not at all	Don't know	Response Count
Kokio STEM Center (Phase 1)	20.1% (55)	16.1% (44)	2.9% (8)	3.6% (10)	57.3% (157)	274
Kahikoluamea Center	29.1% (80)	21.5% (59)	6.5% (18)	2.9% (8)	40.0% (110)	275
Iliahi Student Engagement Center	21.2% (58)	22.7% (62)	4.8% (13)	4.0% (11)	47.3% (129)	273
Manele building classrooms and computer lab	23.7% (65)	15.0% (41)	2.9% (8)	2.9% (8)	55.5% (152)	274
answered question						275
skipped question						89

26. Rate the questions regarding campus parking: (III.B.)

	Very positively	Somewhat positively	Neutral	Somewhat negatively	Very negatively	Don't know/NA	Response Count
The amount of available campus parking affects my students' attendance.	12.2% (33)	9.2% (25)	13.7% (37)	33.2% (90)	13.7% (37)	18.1% (49)	271
The amount of available campus parking affects my ability to perform my duties.	16.5% (45)	11.0% (30)	35.5% (97)	23.4% (64)	6.2% (17)	7.3% (20)	273
answered question						275	
skipped question						89	








27. Answer the following questions on the safety and sufficiency of the institution's facilities. (III.B.)

	Yes	No	Don't know/NA	Response Count
1) Do you understand how to file a request for the repair or maintenance of office space, classrooms, or laboratories through your department?	77.3% (215)	13.3% (37)	9.4% (26)	278
2) Do you feel that the classrooms provided meet acceptable safety standards?	66.2% (182)	18.9% (52)	14.9% (41)	275
3) Have you been asked within the last two years to evaluate the effectiveness of the facilities and equipment you use in either instructional or campus support activities?	23.9% (66)	64.1% (177)	12.0% (33)	276
4) Have you been asked within the last two years to determine your existing needs and to recommend new equipment or facilities to improve your effectiveness?	47.6% (131)	42.9% (118)	9.5% (26)	275
5) Do you feel that your office and work space(s) are secure from break-ins?	58.3% (161)	34.1% (94)	7.6% (21)	276
answered question				278
skipped question				86

28. Please answer the following questions on the safety and sufficiency of the institution's facilities. (III.B.)

	Yes	No	Don't Know/NA	Response Count
1) Do you feel that the office and work space(s) provided for you by the institution meets acceptable standards?	68.6% (188)	27.7% (76)	3.6% (10)	274
2) If applicable, do you feel that the laboratories provided for you meet acceptable safety standards?	34.2% (89)	11.5% (30)	54.2% (141)	260
3) Is the equipment you use for instruction regularly maintained by the institution in regards to safety and maximum benefit?	46.6% (125)	21.6% (58)	31.7% (85)	268
4) If you use special equipment or materials in instructional and/or other professional activities (e.g., laboratory equipment, chemicals, culinary equipment, ect.) are these materials and equipment regularly inspected for safety?	25.1% (65)	9.7% (25)	65.3% (169)	259
			answered question	275
			skipped question	89

29. What could Auxiliary Services do to improve the quality of your working environment and experience at KCC? (check your top THREE choices) (III.B.)

		Response Percent	Response Count
Build new facilities		48.7%	131
Improve grounds		21.2%	57
Improve parking facilities		60.2%	162
Improve restrooms near your office		27.1%	73
Improve your office and work space(s)		43.9%	118
Improve your laboratory		16.7%	45
Maintain existing facilities		76.2%	205
answered question			269
skipped question			95

30. How much do you need the following equipment in your primary duty to promote student learning/success? (III.B.)

	Absolutely	Very much	Somewhat	A little	No need	Response Count
1) Clickers	6.9% (18)	8.4% (22)	14.9% (39)	11.1% (29)	58.6% (153)	261
2) Copier	64.9% (174)	19.0% (51)	7.5% (20)	4.5% (12)	4.1% (11)	268
3) Desktop computer (with DVD playing capacity)	71.2% (193)	12.2% (33)	6.3% (17)	1.5% (4)	8.9% (24)	271
4) Document camera (to project non-transparent document or video)	15.3% (39)	13.7% (35)	21.2% (54)	14.1% (36)	35.7% (91)	255
5) DVD player	30.8% (81)	17.1% (45)	19.4% (51)	8.0% (21)	24.7% (65)	263
6) iPad or equivalent	15.4% (40)	17.4% (45)	18.5% (48)	12.4% (32)	36.3% (94)	259
7) Laptop computer	61.2% (164)	14.2% (38)	11.2% (30)	3.4% (9)	10.1% (27)	268
8) Large screen TV	24.3% (63)	10.4% (27)	15.4% (40)	14.3% (37)	35.5% (92)	259
9) Microphone	13.5% (35)	10.0% (26)	13.1% (34)	13.9% (36)	49.4% (128)	259
10) Overhead projector	37.0% (97)	9.5% (25)	11.1% (29)	9.5% (25)	32.8% (86)	262
11) Printer	77.0% (207)	12.3% (33)	4.8% (13)	2.6% (7)	3.3% (9)	269
12) Printer ink cartridge	77.2% (207)	11.9% (32)	3.4% (9)	3.0% (8)	4.5% (12)	268
13) Projector screen	63.6% (166)	12.3% (32)	6.5% (17)	4.6% (12)	13.0% (34)	261
14) Reliable high speed internet access	90.0% (244)	6.3% (17)	1.1% (3)	0.0% (0)	2.6% (7)	271
15) Speakers	46.2% (122)	14.4% (38)	13.6% (36)	6.1% (16)	19.7% (52)	264
16) Webcam	16.9% (43)	15.4% (39)	17.7% (45)	13.0% (33)	37.0% (94)	254
answered question						275
skipped question						89










31. Do you have access to the following equipment/supply when conducting your primary duty? (III.B.)

	Yes	No	Response Count
1) Clickers	31.0% (81)	69.0% (180)	261
2) Copier	96.7% (266)	3.3% (9)	275
3) Desktop computer (with DVD playing capacity)	84.5% (229)	15.5% (42)	271
4) Document camera (to project non-transparent document or video)	32.3% (84)	67.7% (176)	260
5) DVD player	66.3% (177)	33.7% (90)	267
6) iPad or equivalent	10.7% (28)	89.3% (233)	261
7) Laptop computer	72.8% (195)	27.2% (73)	268
8) Large screen TV	36.4% (95)	63.6% (166)	261
9) Microphone	24.9% (65)	75.1% (196)	261
10) Overhead projector	65.8% (175)	34.2% (91)	266
11) Printer	91.9% (251)	8.1% (22)	273
12) Printer ink cartridge	84.2% (229)	15.8% (43)	272
13) Projector screen	80.1% (214)	19.9% (53)	267
14) Reliable high speed internet access	84.7% (227)	15.3% (41)	268
15) Speakers	62.1% (164)	37.9% (100)	264
16) Webcam	29.2% (75)	70.8% (182)	257
		answered question	276
		skipped question	88






32. Choose your answer for the following questions related to financial resources planning. (III.D.)

	Yes.	No.	Response Count
1) Do you understand your department's budget?	33.8% (93)	66.2% (182)	275
2) Do you understand how your department's budget was determined?	27.2% (75)	72.8% (201)	276
3) Do you understand the connection between your department's budget and your division's <u>Tactical Plan</u> ?	38.2% (105)	61.8% (170)	275
4) Do you understand the connection between your department's budget and the college's <u>Strategic Plan</u> ?	36.3% (99)	63.7% (174)	273
5) Do you understand the connection between your department's budget and the college's <u>Long Range Development Plan</u> ?	31.4% (86)	68.6% (188)	274
6) Were you involved directly with your department's/division's tactical planning process?	36.1% (99)	63.9% (175)	274
		answered question	276
		skipped question	88

33. Which of the following authorized governance organizations, advisory councils, or task forces/committees have you participated in since fall 2009? (Check all that apply)

		Response Percent	Response Count
Kalaualani (Native Hawaiian Council)		11.1%	21
Faculty Senate		34.9%	66
Staff Council		4.8%	9
Chancellor's Policy, Planning, and Assessment Council (PPAC)		16.9%	32
Administrative Staff Council		6.3%	12
Vice Chancellors' Advisory Council (VCAC)		13.2%	25
Counseling and Academic Advising Council (CAAC)		10.1%	19
Other Committees		79.9%	151
Task forces		20.6%	39
		answered question	189
		skipped question	175

34. There are opportunities for you to provide input before the college makes decisions that affect your primary duties.

		Response Percent	Response Count
Strongly agree		16.1%	43
Somewhat agree		37.1%	99
Neutral		23.2%	62
Somewhat disagree		13.9%	37
Strongly disagree		9.7%	26
answered question			267
skipped question			97

35. Rate the communication between the authorized governance organizations and their respective constituents:

	Very effective	Somewhat effective	Neither effective nor ineffective	Somewhat ineffective	Very ineffective	Don't know	Response Count
Faculty Senate with faculty	12.3% (33)	31.0% (83)	11.9% (32)	8.6% (23)	4.9% (13)	31.3% (84)	268
Student Congress with students	3.3% (9)	13.8% (37)	7.1% (19)	5.9% (16)	3.7% (10)	66.2% (178)	269
Kalaulani with students and employees	3.0% (8)	9.7% (26)	6.3% (17)	3.7% (10)	3.7% (10)	73.5% (197)	268
Staff Council with staff	4.5% (12)	12.3% (33)	7.5% (20)	4.5% (12)	4.5% (12)	66.8% (179)	268
answered question							270
skipped question							94

36. Please rate the Faculty Senate in fulfilling the responsibility to speak for faculty in the following academic matters:

	Very effective	Somewhat effective	Neither effective nor ineffective	Somewhat ineffective	Very ineffective	Don't know	Response Count
a) policy determining the initiation, review, and evaluation of proposed or authorized research, instructional, and academic programs	11.0% (29)	24.6% (65)	7.2% (19)	2.7% (7)	3.0% (8)	51.5% (136)	264
b) budget planning and implementation policy	6.1% (16)	15.2% (40)	11.0% (29)	7.2% (19)	6.4% (17)	54.2% (143)	264
c) student-faculty relations policy	8.0% (21)	20.6% (54)	8.4% (22)	2.7% (7)	3.4% (9)	56.9% (149)	262
d) policy for the evaluation of faculty and campus academic administrators	8.7% (23)	23.0% (61)	7.9% (21)	3.8% (10)	6.0% (16)	50.6% (134)	265
e) the improvement and establishment of a canon of professional ethics and an effective means of professional maintenance of those ethics, including faculty self-discipline	8.4% (22)	17.2% (45)	11.5% (30)	2.7% (7)	5.0% (13)	55.2% (144)	261
answered question							265
skipped question							99

37. Please rate Kalaulani in fulfilling its responsibility to native Hawaiian and native Hawaiian-serving employees at the college in the following areas:

	Very effective	Somewhat effective	Neither effective nor ineffective	Somewhat ineffective	Very ineffective	Don't know	Response Count
a) advise the Chancellor and Administrative Team regularly on the concerns of Hawaiians at the college	8.7% (23)	8.7% (23)	3.4% (9)	1.5% (4)	0.8% (2)	76.9% (203)	264
b) define the college's kuleana to Hawaiians and the āina	7.6% (20)	9.5% (25)	4.2% (11)	1.5% (4)	1.9% (5)	75.4% (199)	264
c) guide the college's broader efforts to better serve Native Hawaiians in the areas of teaching, curriculum development, long-range planning, policy development, and implementation	9.1% (24)	10.6% (28)	4.2% (11)	1.9% (5)	1.5% (4)	72.6% (191)	263
d) identify Native Hawaiian issues that influence curriculum and instruction	8.0% (21)	10.2% (27)	5.3% (14)	1.1% (3)	2.3% (6)	73.1% (193)	264
e) provide recommendations for training in culturally appropriate curriculum development and instruction	7.2% (19)	9.9% (26)	4.2% (11)	1.5% (4)	2.7% (7)	74.5% (196)	263
f) advocate for fairness and equity in all decisions and resource allocations related to Native Hawaiian programs and services	7.6% (20)	11.1% (29)	4.2% (11)	0.8% (2)	1.5% (4)	74.8% (196)	262
g) assist in educating administration, faculty and staff at the College about issues important to Native Hawaiians including self-determination, intellectual and cultural property rights, sanctity of land, proper pronunciation and usage of the Hawaiian language	7.6% (20)	11.8% (31)	4.6% (12)	1.9% (5)	2.3% (6)	71.9% (189)	263
answered question							264
skipped question							100

38. Please rate the Staff Council in fulfilling its responsibility to:

	Very effective	Somewhat effective	Neither effective nor ineffective	Somewhat ineffective	Very ineffective	Don't know	Response Count
a) provide a formal voice and organization representing the staff in the administration of the campus	5.3% (14)	13.6% (36)	7.2% (19)	1.9% (5)	4.2% (11)	67.9% (180)	265
b) offer avenues to enhance the professionalism, skills and competencies of our staff members	4.5% (12)	11.7% (31)	7.5% (20)	1.1% (3)	5.3% (14)	69.8% (185)	265
c) create a working atmosphere of respect, dignity, equality and cooperation for staff members	4.9% (13)	11.7% (31)	9.8% (26)	2.3% (6)	3.4% (9)	67.8% (179)	264
answered question							265
skipped question							99











39. Please rate the following standing councils in achieving their goals as advisory/recommending bodies.

	Very effective	Somewhat effective	Neither effective nor ineffective	Somewhat ineffective	Very ineffective	Don't know	Response Count
a) Chancellor's Policy, Planning, and Assessment Council (PPAC) to the Chancellor	6.5% (17)	11.8% (31)	4.2% (11)	5.3% (14)	3.0% (8)	69.2% (182)	263
b) Administrative Staff Council to the Chancellor	6.1% (16)	7.2% (19)	3.8% (10)	2.7% (7)	2.3% (6)	77.9% (205)	263
c) Vice Chancellors' Advisory Council (VCAC) to the Vice Chancellors for Academic Affairs and Student Affairs	6.5% (17)	9.6% (25)	3.8% (10)	3.8% (10)	1.9% (5)	74.3% (194)	261
d) Counseling and Academic Advising Council (CAAC) to the Vice Chancellor for Student Affairs	4.6% (12)	9.9% (26)	4.6% (12)	1.9% (5)	3.1% (8)	76.0% (199)	262
answered question							263
skipped question							101

40. Please rate the performance of the following current UH/KCC leaders and governance bodies in encouraging faculty, staff, and students to participate in the discussion, planning and implementation of proposals to improve KCC's services and programs.

	1 Poor	2 Fair	3 Good	4 Excellent	5 Don't know/NA	Response Count
1) University of Hawaii Board of Regents	14.8% (39)	18.6% (49)	15.2% (40)	2.3% (6)	49.2% (130)	264
2) Kapiolani Community College Chancellor	13.9% (37)	20.3% (54)	26.7% (71)	18.8% (50)	20.3% (54)	266
3) Kapiolani Community College Vice Chancellors	8.7% (23)	18.1% (48)	27.9% (74)	23.0% (61)	22.3% (59)	265
3) Kapiolani Community College Administration (Deans and Directors)	6.8% (18)	16.6% (44)	31.7% (84)	26.0% (69)	18.9% (50)	265
4) Kapiolani Community College Department Chairpersons and Unit Heads	3.8% (10)	10.2% (27)	33.8% (90)	35.0% (93)	17.3% (46)	266
5) Kapiolani Community College Faculty Senate	6.1% (16)	16.8% (44)	25.2% (66)	11.1% (29)	40.8% (107)	262
6) Kapiolani Community College Staff Council	6.0% (16)	8.3% (22)	10.5% (28)	4.1% (11)	71.1% (189)	266
7) Kapiolani Community College Kalaulani Council	3.8% (10)	5.7% (15)	10.2% (27)	4.5% (12)	75.8% (200)	264
8) Kapiolani Community College Student Congress	5.7% (15)	8.7% (23)	8.4% (22)	3.8% (10)	73.4% (193)	263
answered question						267
skipped question						97

41. How do you receive news about KCC? Check all that apply.

		Response Percent	Response Count
Quill (the college's Intranet)		31.1%	84
KCC Bulletin		76.7%	207
KCC website		60.4%	163
Office for Institutional Effectiveness website		13.7%	37
Departmental Website		17.0%	46
Kapio website		12.2%	33
Kapio print		35.6%	96
Email listserves		62.2%	168
Laulima		45.9%	124
The public address system		4.1%	11
answered question			270
skipped question			94

42. What sources do you use to locate KCC policies?

		Response Percent	Response Count
I have not needed to locate KCC policies		9.8%	26
Quill		61.1%	162
KCC Bulletin		15.5%	41
KCC website		64.5%	171
Office for Institutional Effectiveness website		16.2%	43
Departmental Website		12.8%	34
Kapio website		2.6%	7
Kapio print		3.0%	8
Email listserves		12.5%	33
Laulima		25.7%	68
The public address system		0.4%	1
answered question			265
skipped question			99

43. Rate the functioning of the Office for Institutional Effectiveness, or OFIE.

	Strongly agree	Somewhat agree	Neutral	Somewhat disagree	Strongly disagree	Don't know	Response Count
1) OFIE facilitated the practice of using data-based and evidence-based decision-making on campus.	19.1% (51)	22.1% (59)	6.7% (18)	2.6% (7)	2.6% (7)	46.8% (125)	267
2) OFIE facilitated the <u>development</u> of tactical plan and strategic plan.	17.7% (47)	21.1% (56)	7.1% (19)	0.8% (2)	1.9% (5)	51.5% (137)	266
3) OFIE facilitated the <u>tracking</u> of tactical plan and strategic plan.	16.1% (43)	20.2% (54)	5.2% (14)	1.5% (4)	2.2% (6)	54.7% (146)	267
3) OFIE increased the institution's capability of conducting research and evaluation of program and projects' effectiveness.	20.2% (54)	20.6% (55)	5.6% (15)	3.7% (10)	2.6% (7)	47.2% (126)	267
4) OFIE facilitated the streamlining of the grant application and proposal submission process.	15.4% (41)	15.4% (41)	6.4% (17)	1.5% (4)	2.2% (6)	59.2% (158)	267
5) OFIE increased the college's ability to seek new resources and external funding.	23.0% (61)	16.2% (43)	4.9% (13)	1.1% (3)	2.3% (6)	52.5% (139)	265
answered question							267
skipped question							97

44. Rate the functioning of the Office for International Affairs, or OIA.

	Strongly agree	Somewhat agree	Neutral	Somewhat disagree	Strongly disagree	Don't know	Response Count
1) OIA enhanced communication between faculty, staff, and students regarding international education.	4.2% (11)	15.1% (40)	6.8% (18)	4.2% (11)	7.2% (19)	62.6% (166)	265
2) OIA broadened the opportunity to establish national and international partnerships in international education.	9.1% (24)	15.8% (42)	4.5% (12)	2.3% (6)	3.0% (8)	65.3% (173)	265
3) OIA enhanced our students' intercultural understanding and educational experiences.	8.3% (22)	16.7% (44)	8.3% (22)	1.5% (4)	2.7% (7)	62.5% (165)	264
answered question							265
skipped question							99

45. Rate the functioning of the Office of Academic Affairs, or OAA.

	Strongly agree	Somewhat agree	Neutral	Somewhat disagree	Strongly disagree	Don't know	Response Count
1) OAA allowed academic administrators and personnel to focus better on improving learning outcomes.	6.4% (17)	14.7% (39)	9.0% (24)	2.6% (7)	3.0% (8)	64.3% (171)	266
2) OAA allowed academic administrators and personnel to focus better on improving teaching processes.	6.0% (16)	13.9% (37)	9.4% (25)	1.9% (5)	3.4% (9)	65.4% (174)	266
3) OAA allowed more effective and efficient use of resources (e.g., human, physical, technological, and financial) within and between programs.	6.1% (16)	11.4% (30)	11.4% (30)	2.7% (7)	3.4% (9)	65.0% (171)	263
4) OAA promoted uniformly measurable standards to be applied to all programs.	5.6% (15)	10.2% (27)	10.9% (29)	0.8% (2)	3.4% (9)	69.2% (184)	266
answered question							266
skipped question							98

46. Rate the functioning of the Center for Excellence in Learning, Teaching & Technology, or CELTT.

	Strongly agree	Somewhat agree	Neutral	Somewhat disagree	Strongly disagree	Don't know	Response Count
1) CELTT enhanced the campus capacity to offer online and hybrid courses.	40.4% (107)	29.1% (77)	6.4% (17)	1.5% (4)	1.5% (4)	21.1% (56)	265
2) CELTT provided more professional development opportunities.	38.5% (102)	35.1% (93)	7.2% (19)	2.3% (6)	3.0% (8)	14.0% (37)	265
3) CELTT sufficiently supported technology-enhanced teaching and learning experience.	42.1% (112)	30.5% (81)	6.4% (17)	4.1% (11)	2.3% (6)	14.7% (39)	266
5) CELTT provided sufficient technological support for campus operation.	43.6% (115)	33.0% (87)	5.3% (14)	4.9% (13)	2.3% (6)	11.0% (29)	264
answered question							266
skipped question							98

47. Rate the functioning of the Office for Administrative Services, or OAS.

	Strongly agree	Somewhat agree	Neutral	Somewhat disagree	Strongly disagree	Don't know	Response Count
1) OAS promoted a safe physical learning and working environment for students, faculty, and staff.	10.6% (28)	25.0% (66)	12.1% (32)	5.3% (14)	4.5% (12)	42.4% (112)	264
2) OAS improved efficiency in matters of human resources.	3.8% (10)	14.3% (38)	12.4% (33)	10.2% (27)	16.5% (44)	42.9% (114)	266
3) OAS improved efficiency in matters of finance through the Business Office.	1.9% (5)	6.4% (17)	11.2% (30)	11.2% (30)	22.5% (60)	46.8% (125)	267
4) OAS improved efficiency in matters of campus physical operations management.	4.1% (11)	17.6% (47)	11.6% (31)	9.0% (24)	8.6% (23)	49.1% (131)	267
5) OAS's information and technology infrastructure (e.g., online request, online training) facilitated administrative service processes.	6.0% (16)	19.5% (52)	13.2% (35)	3.0% (8)	4.5% (12)	53.8% (143)	266
answered question							267
skipped question							97

48. Rate the functioning of Kahikoluamea.

	Strongly agree	Somewhat agree	Neutral	Somewhat disagree	Strongly disagree	Don't know	Response Count
1) Kahikoluamea supported first-year college students in their transition to college level coursework.	26.6% (71)	18.7% (50)	7.1% (19)	0.7% (2)	2.6% (7)	44.2% (118)	267
2) Kahikoluamea promoted Hawaiian values in the learning experience of first-year college students.	17.2% (46)	19.1% (51)	10.9% (29)	0.7% (2)	1.5% (4)	50.6% (135)	267
3) Kahilokuamea enhanced first-year students' learning experience by guiding them through learning pathways.	17.6% (47)	18.4% (49)	7.9% (21)	2.2% (6)	3.4% (9)	50.6% (135)	267
answered question							268
skipped question							96

49. Rate the functioning of the Office for Community and Continuing Education, or OCCE.

	Strongly agree	Somewhat agree	Neutral	Somewhat disagree	Strongly disagree	Don't know	Response Count
1) OCCE promoted stronger relationships with the community organizations and the alumni.	7.5% (20)	15.0% (40)	11.7% (31)	2.3% (6)	3.8% (10)	59.8% (159)	266
2) OCCE provided higher quality of continuing education.	6.4% (17)	14.3% (38)	11.7% (31)	2.3% (6)	3.8% (10)	61.5% (163)	265
3) The community is able to make better use of the our non-credit or ongoing educational opportunities because of the work of OCCE.	7.2% (19)	16.6% (44)	9.8% (26)	3.4% (9)	4.5% (12)	58.5% (155)	265
answered question							266
skipped question							98